


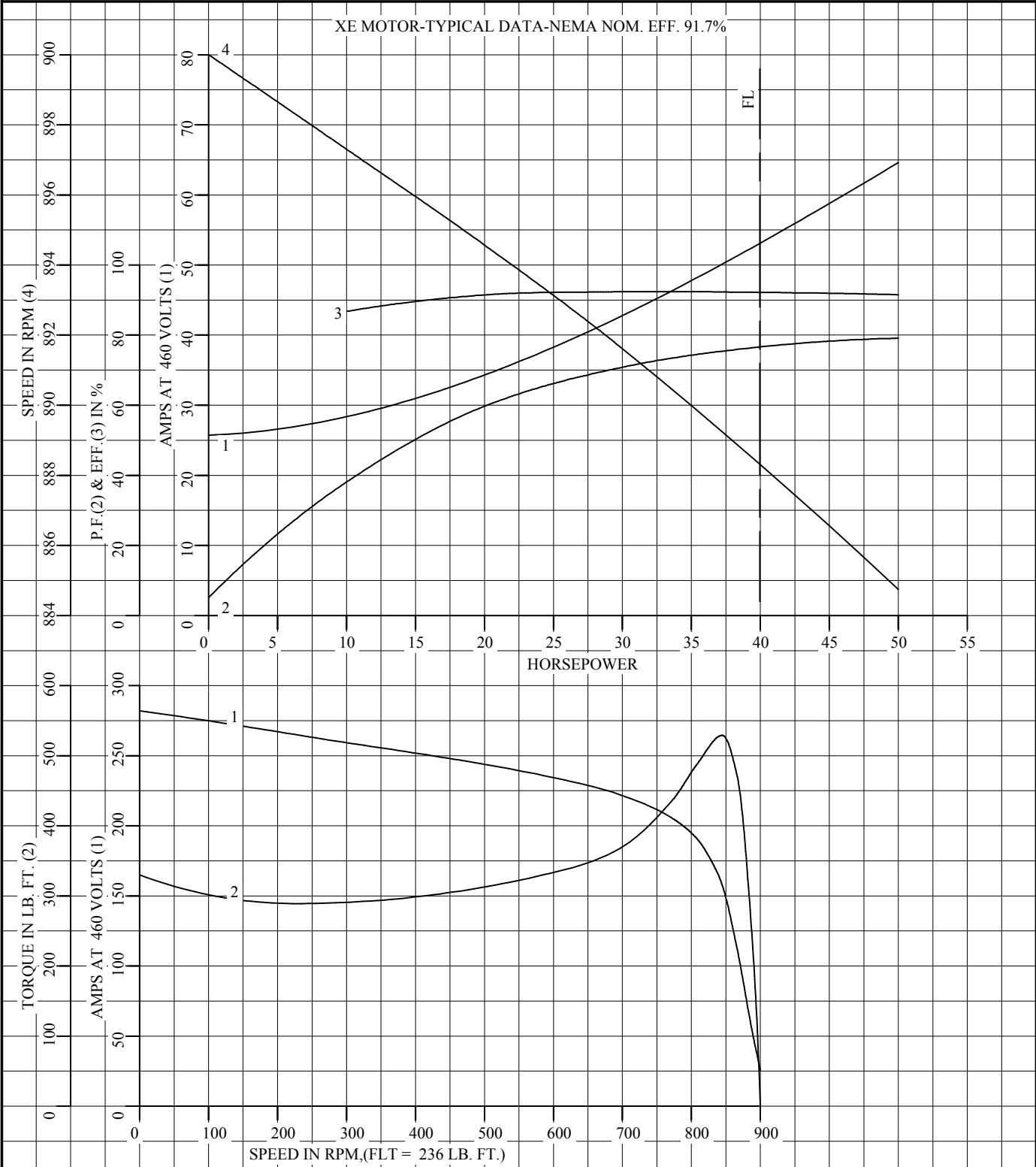
REL. S.O.	FRAME	HP	TYPE	PHASE/ HERTZ	RPM	VOLTS
	365TC	40	P	3/60	890	230/460
AMPS	DUTY	AMB °C/ INSUL.	S.F.	NEMA DESIGN	CODE LETTER	ENCL.
106/53	CONT	40/F	1.15	B	G	TEFC
E/S	ROTOR	TEST S.O.	TEST DATE	STATOR RES. @25 °C OHMS (BETWEEN LINES)		
492342	418141073EE	---	---	.0486/.194		
PERFORMANCE						
LOAD	HP	AMPERES	RPM	% POWER FACTOR	% EFFICIENCY	
NO LOAD	0	25.7	900	5.13	0	
1/4	10.0	28.3	897	38.2	86.8	
2/4	20.0	34.3	895	59.7	91.5	
3/4	30.0	42.9	892	70.8	92.4	
4/4	40.0	53.0	888	76.6	92.2	
5/4	50.0	64.6	885	79.1	91.5	
SPEED TORQUE						
		RPM	TORQUE % FULL LOAD	TORQUE LB.-FT.	AMPERES	
LOCKED ROTOR		0	140	330	282	
PULL UP		225	122	289	265	
BREAKDOWN		845	224	529	157	
FULL LOAD		888	100	236	53.0	
<p>AMPERES SHOWN FOR 460. VOLT CONNECTION. IF OTHER VOLTAGE CONNECTIONS ARE AVAILABLE, THE AMPERES WILL VARY INVERSELY WITH THE RATED VOLTAGE</p> <p>REMARKS: TYPICAL DATA XE MOTOR-TYPICAL DATA-NEMA NOM. EFF. 91.7%</p>						
		DR. BY C.E. JAMISON		A-C MOTOR PERFORMANCE A36WG0308-R005 DATA		
		CK. BY W.L. SMITH				
		APP. BY C.E. JAMISON				
		DATE 01/19/18				

REL S.O.
 FRAME 365TC
 HP 40
 TYPE P
 PHASE/HERTZ 3/60

RPM 890
 VOLTS 230/460
 AMPS 106/53
 DUTY CONT
 AMB °C/INSUL 40/F

S.F. 1.15
 NEMA DESIGN B
 CODE LETTER G
 ENCLOSURE TEFC
 E/S 492342

ROTOR 418141073EE
 TEST S.O. TYPICAL DATA
 TEST DATE ---
 STATOR RES. @ 25 °C .0486/.194
 OHMS (BETWEEN LINES)



AMPERES SHOWN FOR 460 VOLT CONNECTION, IF OTHER VOLTAGE CONNECTIONS ARE AVAILABLE, THE AMPERES WILL VARY INVERSELY WITH THE RATED VOLTAGE.



DR. BY C.E. JAMISON
 CK. BY W.L. SMITH
 APP. BY C.E. JAMISON
 DATE 01/19/18

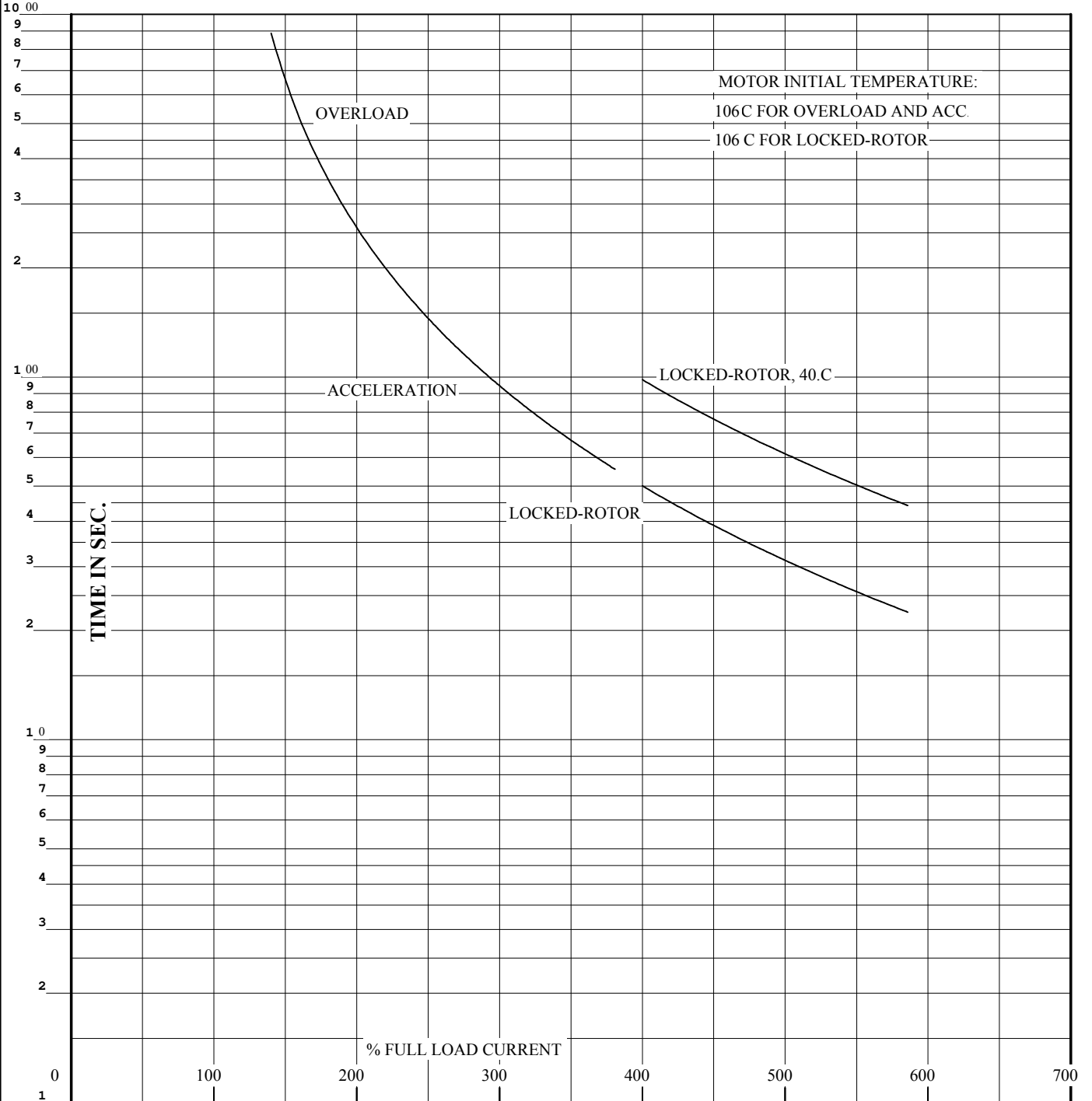
A-C MOTOR PERFORMANCE CURVES
 A36WG0308-R005
 ISSUE DATE 08/22/19

REL. S.O.
 FRAME 365TC
 HP 40
 TYPE P
 PHASE/HERTZ 3/60

RPM 890
 VOLTS 230/460
 AMPS 106/53
 DUTY CONT
 AMB °C/INSUL 40/F

S.F. 1.15
 NEMA DESIGN B
 CODE LETTER G
 ENCLOSURE TEFC
 E/S 492342

ROTOR 418141073EE
 TEST S.O. TYPICAL DATA
 TEST DATE ---
 STATOR RES. @ 25 °C .0486/.194
 OHMS (BETWEEN LINES)



THERMAL LIMIT CURVE

REMARKS: XE MOTOR-TYPICAL DATA-NEMA NOM. EFF. 91.7%

AMPERES SHOWN FOR 460 VOLT CONNECTION, IF OTHER VOLTAGE CONNECTIONS ARE AVAILABLE, THE AMPERES WILL VARY INVERSELY WITH THE RATED VOLTAGE.



DR. BY C.E. JAMISON
 CK. BY W.L. SMITH
 APP. BY C.E. JAMISON
 DATE 01/19/18

A-C MOTOR
PERFORMANCE A36WG0308-R005
CURVES ISSUE DATE 08/22/19