
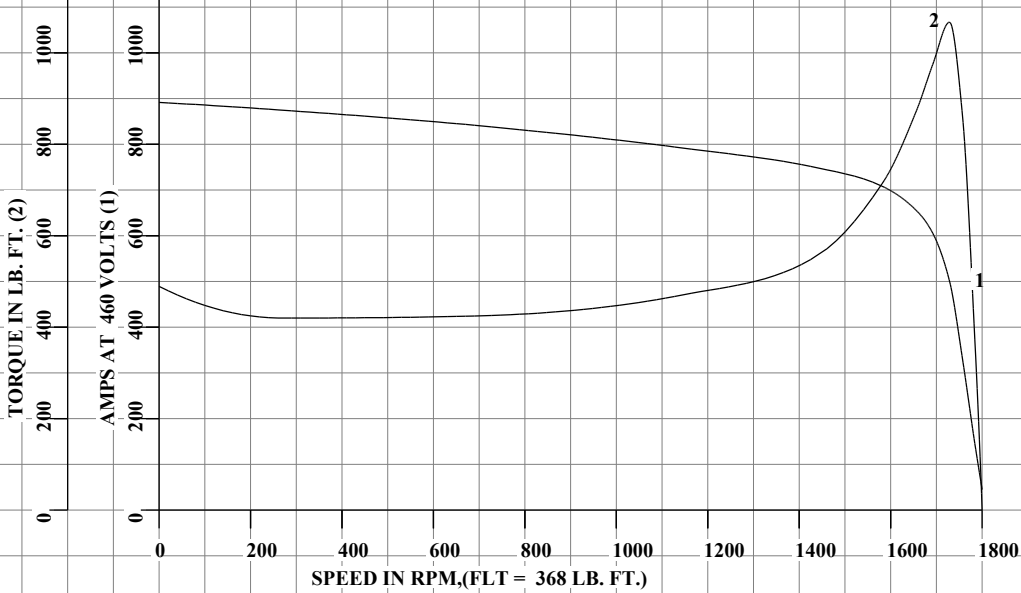
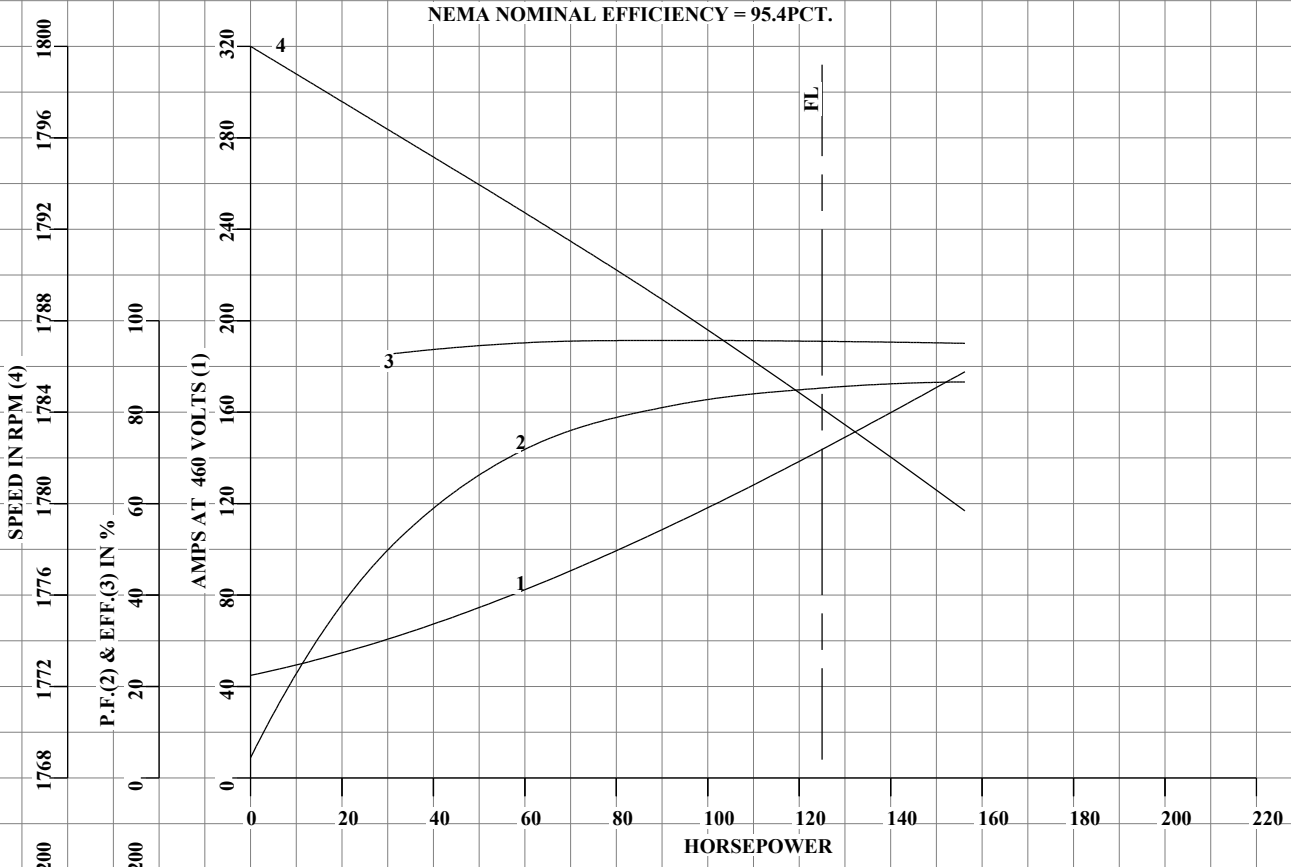


S/O	FRAME	HP	TYPE	PHASE/ HERTZ	RPM	VOLTS
	444TC	125	P	3/60	1785	460
AMPS	DUTY	AMB °C/ INSUL	S.F.	NEMA DESIGN	CODE LETTER	ENCLOSURE
144	CONT	40/F	1.15	B	G	TEFC
E/S	ROTOR	TEST S.O.	TEST DATE	STATOR RES. @25 °C OHMS (BETWEEN LINES)		
498834	418143052KE	---	---	.0383		
PERFORMANCE						
LOAD	HP	AMPERES	RPM	% POWER FACTOR	% EFFICIENCY	
NO LOAD	0	44.8	1800	4.44	0	
1/4	31.3	61.7	1796	51.1	92.8	
2/4	62.5	84.1	1792	73.0	95.3	
3/4	93.7	112	1788	81.7	95.7	
4/4	125	144	1784	85.3	95.5	
5/4	156	178	1780	86.6	95.1	
SPEED TORQUE						
		RPM	TORQUE % FULL LOAD	TORQUE LB.-FT.	AMPERES	
LOCKED ROTOR		0	133	489	892	
PULL UP		270	114	420	875	
BREAKDOWN		1729	290	1067	500	
FULL LOAD		1784	100	368	144	
AMPERES SHOWN FOR 460 VOLT CONNECTION. IF OTHER CONNECTIONS ARE AVAILABLE, THE AMPERES WILL VARY INVERSELY WITH THE RATED VOLTAGE.						
TYPICAL DATA NEMA NOMINAL EFFICIENCY = 95.4PCT.						
		DRAWN BY: <u>E.J.CHRISTIAN</u>		AC MOTOR PERFORMANCE DATA		A44WG3870-R031
		CHECKED BY: <u>C.E.JAMISON</u>				
		APPROVED BY: <u>E.J.CHRISTIAN</u>				DATE ISSUED 03/25/24
		DATE: <u>1/18/11</u>				

REL S.O.	RPM 1785	S.F. 1.15	ROTOR 418143052KE
FRAME 444TC	VOLTS 460	NEMA DESIGN B	TEST S.O. TYPICAL DATA
HP 125	AMPS 144	CODE LETTER G	TEST DATE ---
TYPE P	DUTY CONT	ENCLOSURE TEFC	STATOR RES. @ 25°C .0383
PHASE / HERTZ 3/60	AMB °C / INSUL 40/F	E/S 498834	OHMS (BETWEEN LINES)



AMPERES SHOWN FOR 460 VOLT CONNECTION, IF OTHER VOLTAGE CONNECTIONS ARE AVAILABLE, THE AMPERES WILL VARY INVERSELY WITH THE RATED VOLTAGE.



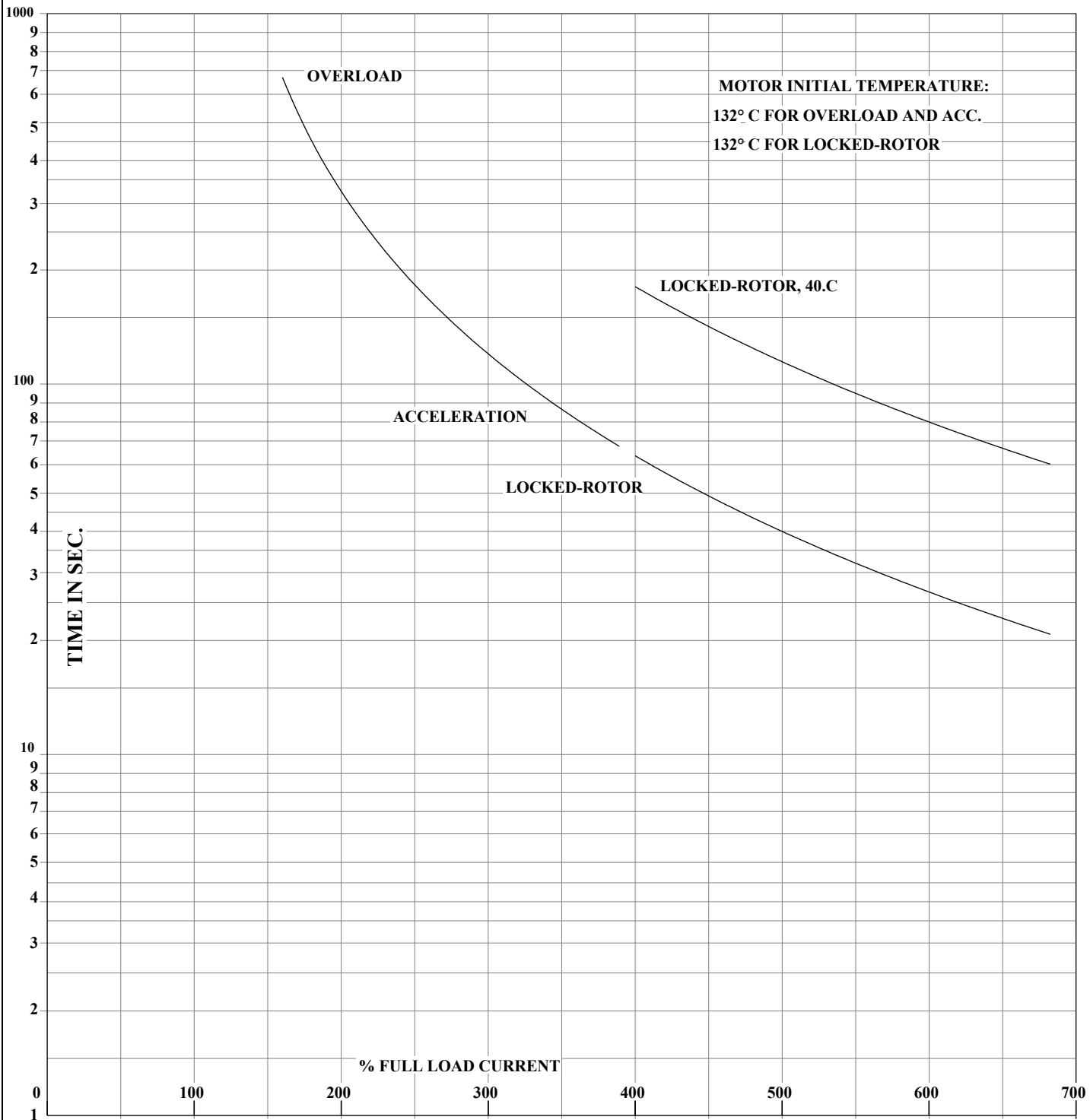
DRAWN BY: E.J.CHRISTIAN
 CHECKED BY: C.E.JAMISON
 APPROVED BY: E.J.CHRISTIAN
 DATE: 1/18/11

AC MOTOR
 PERFORMANCE
 DATA

A44WG3870-R031

ISSUE DATE 03/25/24

REL S.O.	RPM 1785	S.F. 1.15	ROTOR 418143052KE
FRAME 444TC	VOLTS 460	NEMA DESIGN B	TEST S.O. TYPICAL DATA
HP 125	AMPS 144	CODE LETTER G	TEST DATE ---
TYPE P	DUTY CONT	ENCLOSURE TEFC	STATOR RES. @ 25°C .0383
PHASE / HERTZ 3/60	AMB °C / INSUL 40/F	E/S 498834	OHMS (BETWEEN LINES)



THERMAL LIMIT CURVE
 NEMA NOMINAL EFFICIENCY = 95.4PCT.

AMPERES SHOWN FOR 460 VOLT CONNECTION, IF OTHER VOLTAGE CONNECTIONS ARE AVAILABLE, THE AMPERES WILL VARY INVERSELY WITH THE RATED VOLTAGE.

	DRAWN BY: <u>E.J.CHRISTIAN</u>	AC MOTOR PERFORMANCE DATA	A44WG3870-R031
	CHECKED BY: <u>C.E.JAMISON</u>		
	APPROVED BY: <u>E.J.CHRISTIAN</u>		ISSUE DATE 03/25/24
	DATE: <u>1/18/11</u>		