


REL. S.O.	FRAME	HP	TYPE	PHASE/ HERTZ	RPM	VOLTS
	405T	75	P	3/60	1185	230/460
AMPS	DUTY	AMB °C/ INSUL.	S.F.	NEMA DESIGN	CODE LETTER	ENCL.
174/87	CONT	40/F	1.00	B	G	TEFC
E/S	ROTOR	TEST S.O.	TEST DATE	STATOR RES. @25 °C OHMS (BETWEEN LINES)		
496234	418142-71-EE	---	---	.0215/.0860		
PERFORMANCE						
LOAD	HP	AMPERES	RPM	% POWER FACTOR	% EFFICIENCY	
NO LOAD	0	31.0	1200	4.76	0	
1/4	18.8	37.3	1197	51.5	91.5	
2/4	37.5	50.9	1193	73.1	94.4	
3/4	56.2	67.9	1190	81.7	94.9	
4/4	75.0	87.2	1186	85.1	94.6	
5/4	93.8	108	1182	86.2	94.1	
SPEED TORQUE						
		RPM	TORQUE % FULL LOAD	TORQUE LB.-FT.	AMPERES	
LOCKED ROTOR		0	166	552	537	
PULL UP		400	158	524	506	
BREAKDOWN		1128	243	808	302	
FULL LOAD		1186	100	332	87.2	
<p>AMPERES SHOWN FOR 460. VOLT CONNECTION. IF OTHER VOLTAGE CONNECTIONS ARE AVAILABLE, THE AMPERES WILL VARY INVERSELY WITH THE RATED VOLTAGE</p> <p>REMARKS: TYPICAL DATA XE MOTOR-TYPICAL DATA-NEMA NOM EFF 94.5 PCT GUARANTEED MIN EFF. 93.6 PCT</p>						
		DR. BY	C.E. JAMISON		A-C MOTOR PERFORMANCE A40WG0770-R016 DATA	
		CK. BY	W.L. SMITH			
APP. BY	E.J. CHRISTIAN					
DATE	11/04/16					

REL S.O.

FRAME 405T

HP 75

TYPE P

PHASE/HERTZ 3/60

RPM 1185

VOLTS 230/460

AMPS 174/87

DUTY CONT

AMB °C/INSUL 40/F

S.F. 1.00

NEMA DESIGN B

CODE LETTER G

ENCLOSURE TEFC

E/S 496234

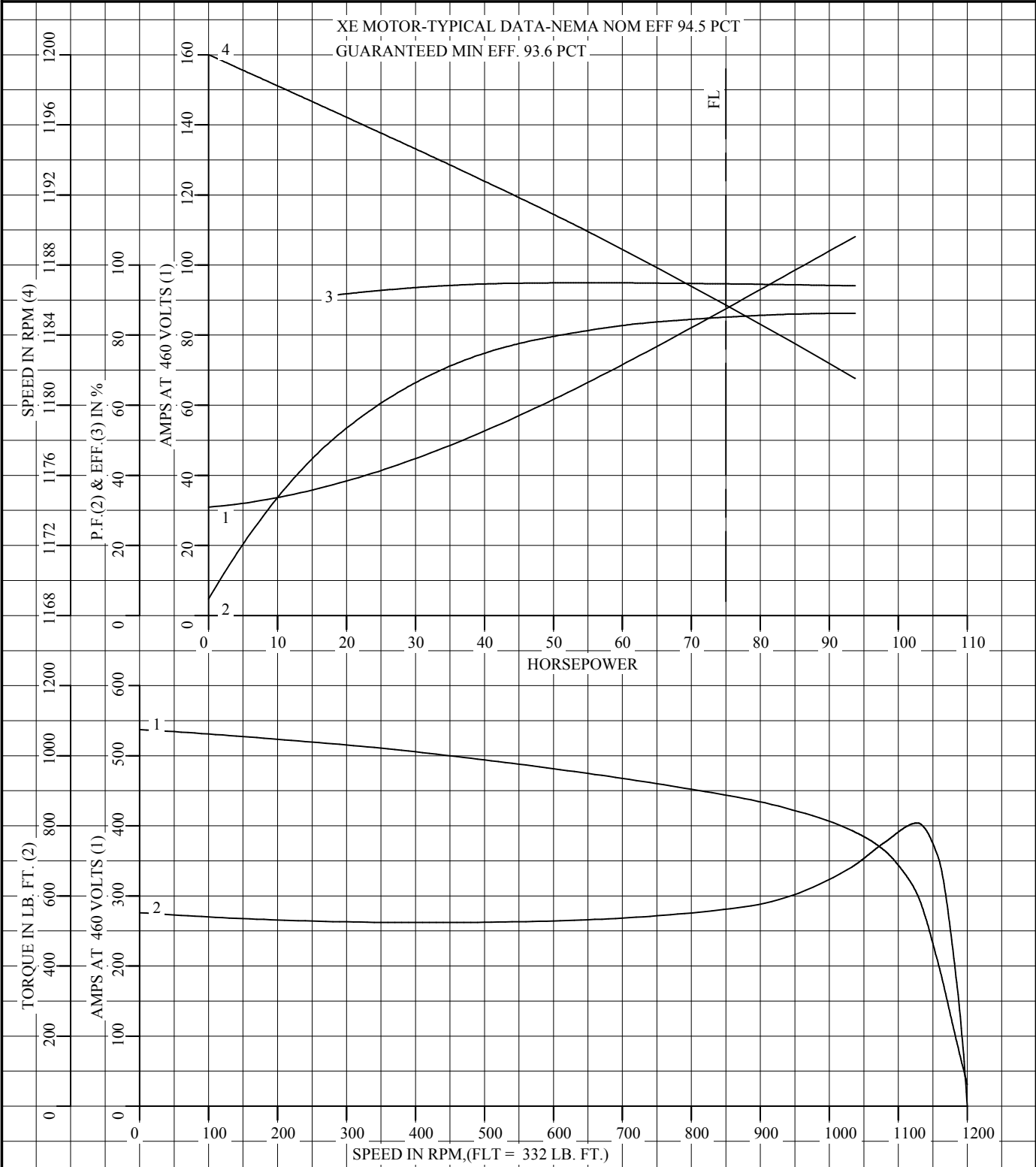
ROTOR 418142-71-EE

TEST S.O. TYPICAL DATA

TEST DATE ---

STATOR RES. @ 25 °C .0215/.0860

OHMS (BETWEEN LINES)



AMPERES SHOWN FOR 460 VOLT CONNECTION, IF OTHER VOLTAGE CONNECTIONS ARE AVAILABLE, THE AMPERES WILL VARY INVERSELY WITH THE RATED VOLTAGE.



DR. BY C.E. JAMISON
 CK. BY W.L. SMITH
 APP. BY E.J. CHRISTIAN
 DATE 11/04/16

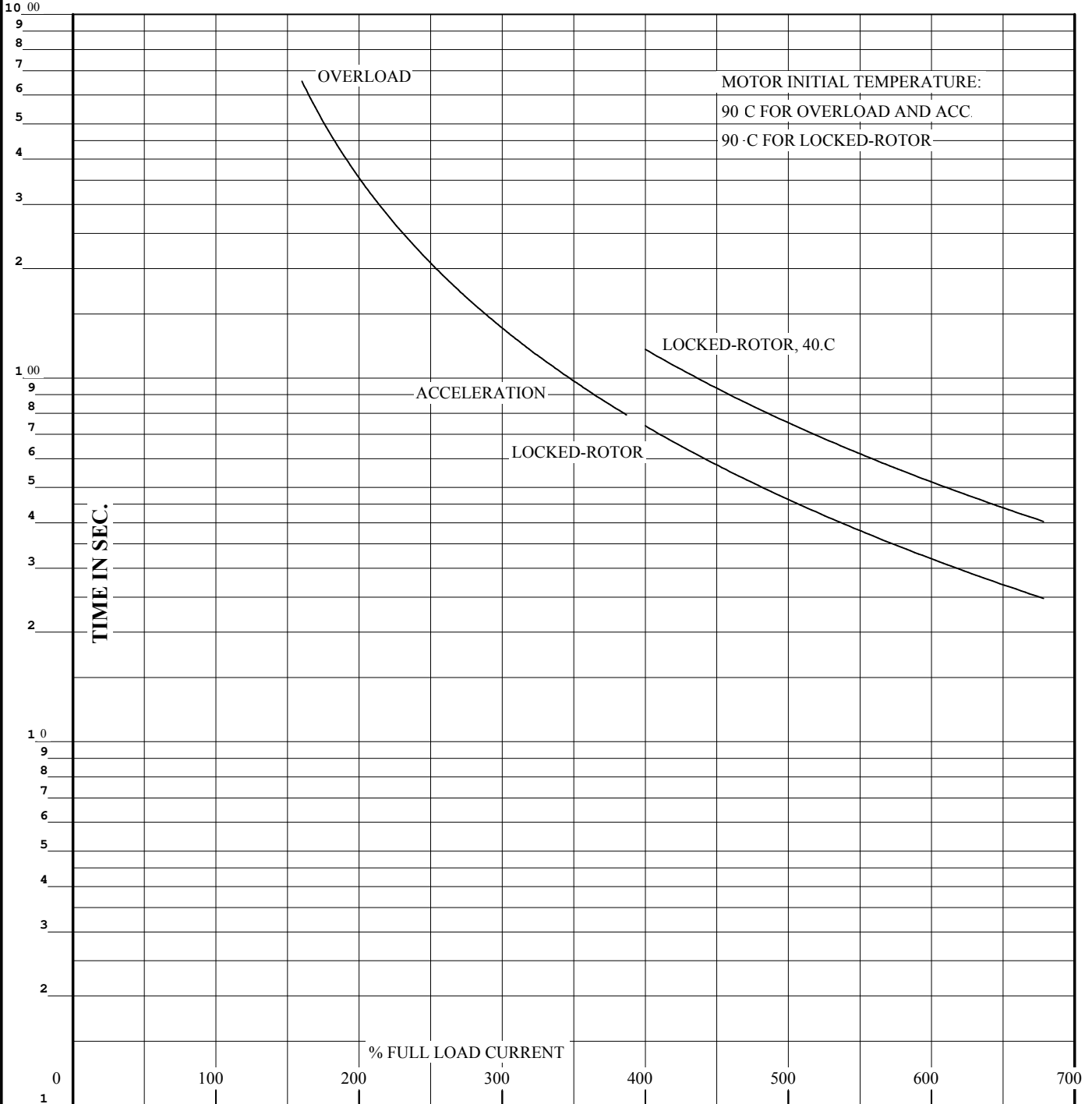
A-C MOTOR PERFORMANCE CURVES
A40WG0770-R016
 ISSUE DATE 08/04/20

REL. S.O.
 FRAME 405T
 HP 75
 TYPE P
 PHASE/HERTZ 3/60

RPM 1185
 VOLTS 230/460
 AMPS 174/87
 DUTY CONT
 AMB °C/INSUL 40/F

S.F. 1.00
 NEMA DESIGN B
 CODE LETTER G
 ENCLOSURE TEFC
 E/S 496234

ROTOR 418142-71-EE
 TEST S.O. TYPICAL DATA
 TEST DATE ---
 STATOR RES. @ 25 °C .0215/.0860
 OHMS (BETWEEN LINES)



THERMAL LIMIT CURVE

REMARKS: XE MOTOR-TYPICAL DATA-NEMA NOM EFF 94.5 PCT
 GUARANTEED MIN EFF. 93.6 PCT

AMPERES SHOWN FOR 460 VOLT CONNECTION, IF OTHER VOLTAGE CONNECTIONS ARE AVAILABLE, THE AMPERES WILL VARY INVERSELY WITH THE RATED VOLTAGE.



DR. BY C.E. JAMISON
 CK. BY W.L. SMITH
 APP. BY E.J. CHRISTIAN
 DATE 11/04/16

A-C MOTOR PERFORMANCE CURVES
A40WG0770-R016
 ISSUE DATE 08/04/20