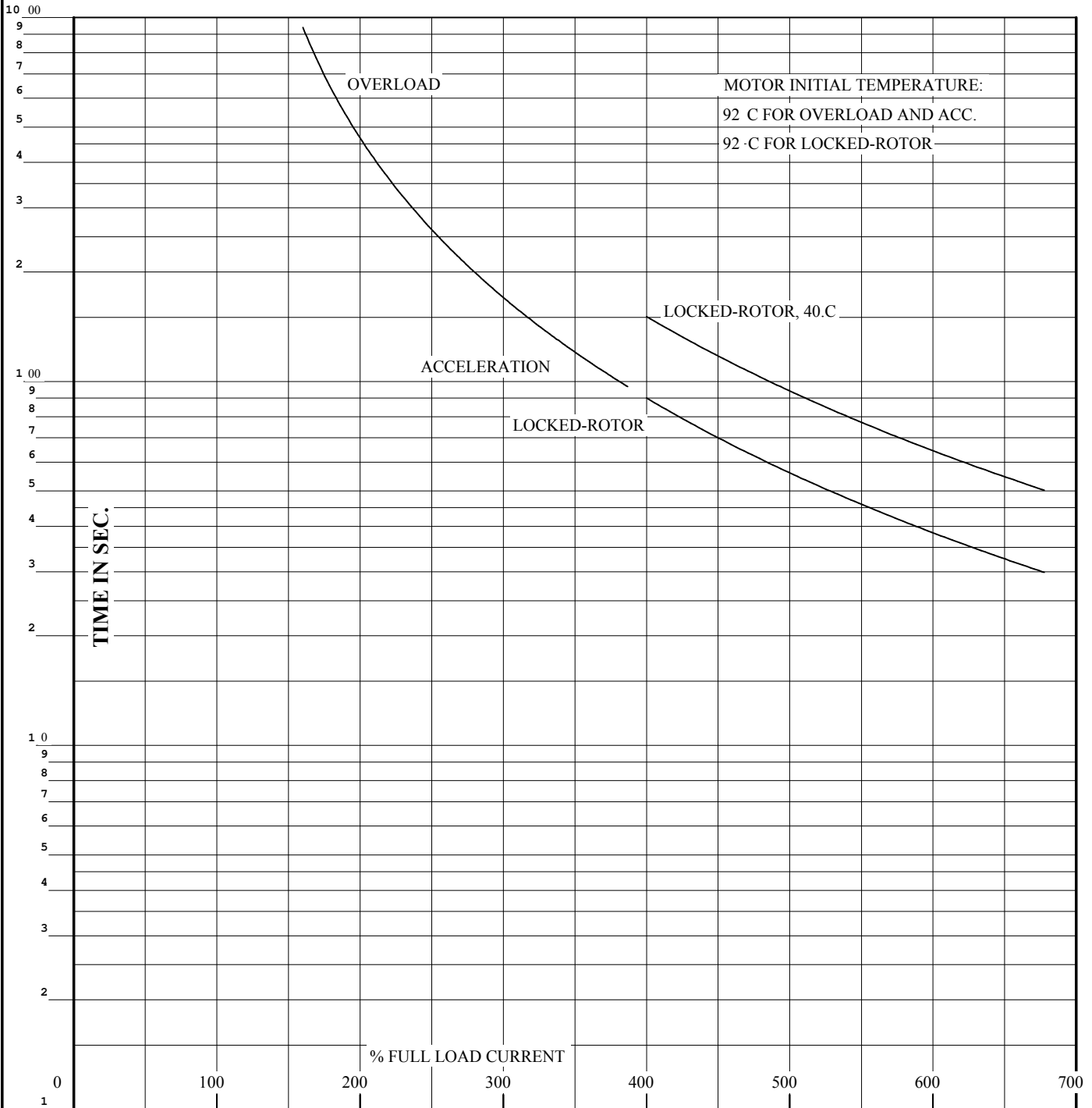


REL. S.O.
 FRAME 404T
 HP 60
 TYPE P
 PHASE/HERTZ 3/60

RPM 1185
 VOLTS 460
 AMPS 69
 DUTY CONT
 AMB °C/INSUL 40/F

S.F. 1.15
 NEMA DESIGN B
 CODE LETTER G
 ENCLOSURE TEFC
 E/S 595761

ROTOR 418142-71EE
 TEST S.O. TYPICAL DATA
 TEST DATE ---
 STATOR RES. @ 25 °C .108
 OHMS (BETWEEN LINES)



THERMAL LIMIT CURVE

REMARKS: XE MOTOR-NEMA NOM. EFF. 95.0 %
 GUARANTEED MIN. EFF. 94.5%

AMPERES SHOWN FOR 460 VOLT CONNECTION, IF OTHER VOLTAGE CONNECTIONS ARE AVAILABLE, THE AMPERES WILL VARY INVERSELY WITH THE RATED VOLTAGE.



DR. BY B.R.PENDLEY
 CK. BY D.M.BYRD
 APP. BY D.M.BYRD
 DATE 02/06/92

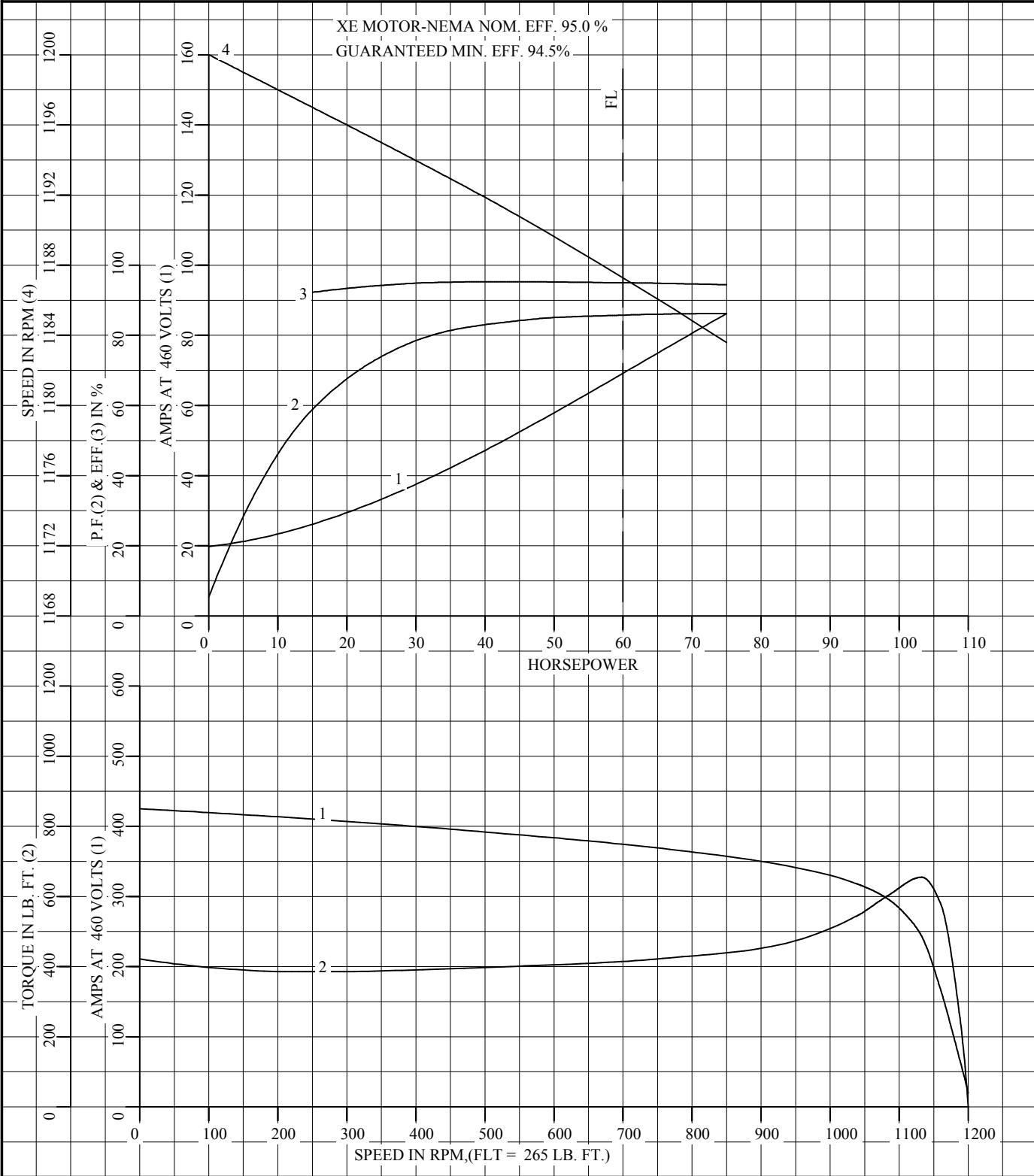
**A-C MOTOR
 PERFORMANCE CURVES** A40WG0115-R001
 ISSUE DATE 06/16/2011

REL S.O.
 FRAME 404T
 HP 60
 TYPE P
 PHASE/HERTZ 3/60

RPM 1185
 VOLTS 460
 AMPS 69
 DUTY CONT
 AMB °C/INSUL 40/F

S.F. 1.15
 NEMA DESIGN B
 CODE LETTER G
 ENCLOSURE TEFC
 E/S 595761

ROTOR 418142-71EE
 TEST S.O. TYPICAL DATA
 TEST DATE ---
 STATOR RES. @ 25 °C .108
 OHMS (BETWEEN LINES)




AMPERES SHOWN FOR 460 VOLT CONNECTION, IF OTHER VOLTAGE CONNECTIONS ARE AVAILABLE, THE AMPERES WILL VARY INVERSELY WITH THE RATED VOLTAGE.



DR. BY B.R.PENDLEY
 CK. BY D.M.BYRD
 APP. BY D.M.BYRD
 DATE 02/06/92

**A-C MOTOR
 PERFORMANCE CURVES** A40WG0115-R001
 ISSUE DATE 06/16/2011

REL. S.O.	FRAME	HP	TYPE	PHASE/ HERTZ	RPM	VOLTS
	404T	60	P	3/60	1185	460
AMPS	DUTY	AMB °C/ INSUL.	S.F.	NEMA DESIGN	CODE LETTER	ENCL.
69	CONT	40/F	1.15	B	G	TEFC
E/S	ROTOR	TEST S.O.	TEST DATE	STATOR RES. @25 °C OHMS (BETWEEN LINES)		
595761	418142-71EE	---	---	.108		
PERFORMANCE						
LOAD	HP	AMPERES	RPM	% POWER FACTOR	% EFFICIENCY	
NO LOAD	0	19.9	1200	5.36	0	
1/4	15.0	25.9	1197	58.9	92.3	
2/4	30.0	37.7	1194	78.5	94.9	
3/4	45.0	52.5	1191	84.2	95.2	
4/4	60.0	69.0	1187	85.8	95.0	
5/4	75.0	86.3	1184	86.2	94.4	
SPEED TORQUE						
		RPM	TORQUE % FULL LOAD	TORQUE LB.-FT.	AMPERES	
LOCKED ROTOR		0	159	422	425	
PULL UP		240	145	385	411	
BREAKDOWN		1133	247	655	243	
FULL LOAD		1187	100	265	69.0	
<p>AMPERES SHOWN FOR 460. VOLT CONNECTION. IF OTHER VOLTAGE CONNECTIONS ARE AVAILABLE, THE AMPERES WILL VARY INVERSELY WITH THE RATED VOLTAGE</p> <p>REMARKS: TYPICAL DATA XE MOTOR-NEMA NOM. EFF. 95.0 % GUARANTEED MIN. EFF. 94.5%</p>						
		DR. BY <u>B. R. PENDLEY</u>		A-C MOTOR PERFORMANCE A40WG0115-R001 DATA		
		CK. BY <u>D. M. BYRD</u>				
		APP. BY <u>D. M. BYRD</u>				
		DATE <u>02/06/92</u>				