


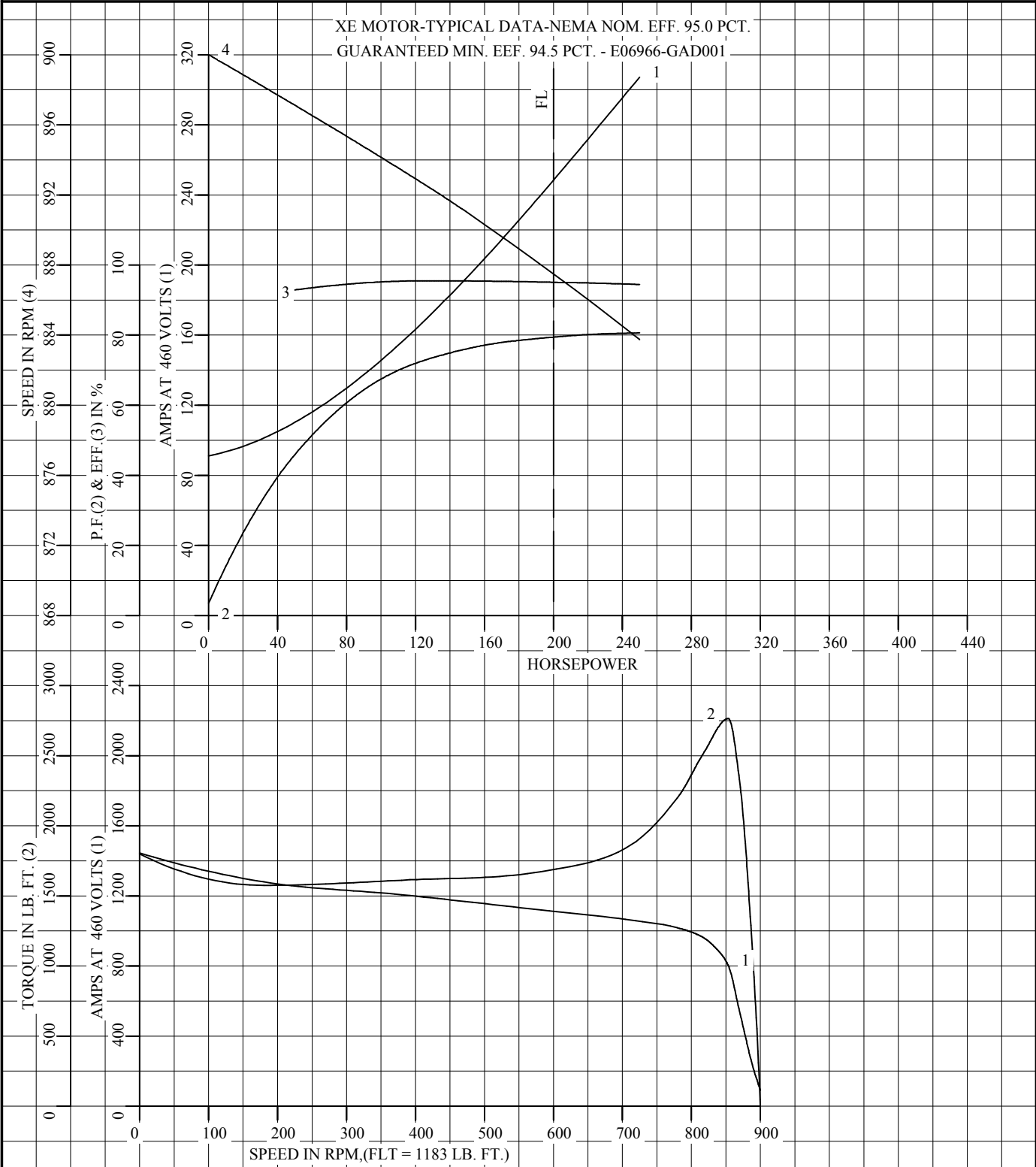
REL. S.O.	FRAME	HP	TYPE	PHASE/ HERTZ	RPM	VOLTS
	449TDZ	200	P	3/60	885	460
AMPS	DUTY	AMB °C/ INSUL.	S.F.	NEMA DESIGN	CODE LETTER	ENCL.
248	CONT	40/F	1.15	B	G	TEFC
E/S	ROTOR	TEST S.O.	TEST DATE	STATOR RES. @25 °C OHMS (BETWEEN LINES)		
533661	418143-90-CE	---	---	.0200		
PERFORMANCE						
LOAD	HP	AMPERES	RPM	% POWER FACTOR	% EFFICIENCY	
NO LOAD	0	91.2	900	3.51	0	
1/4	50.1	110	897	46.0	92.9	
2/4	100	146	894	67.5	95.2	
3/4	150	193	891	76.1	95.4	
4/4	200	248	888	79.4	95.1	
5/4	250	307	884	80.6	94.5	
SPEED TORQUE						
		RPM	TORQUE % FULL LOAD	TORQUE LB.-FT.	AMPERES	
LOCKED ROTOR		0	152	1800	1445	
PULL UP		180	133	1575	1280	
BREAKDOWN		854	234	2765	802	
FULL LOAD		888	100	1183	248	
<p>AMPERES SHOWN FOR 460. VOLT CONNECTION. IF OTHER VOLTAGE CONNECTIONS ARE AVAILABLE, THE AMPERES WILL VARY INVERSELY WITH THE RATED VOLTAGE</p> <p>REMARKS: TYPICAL DATA XE MOTOR-TYPICAL DATA-NEMA NOM. EFF. 95.0 PCT. GUARANTEED MIN. EFF. 94.5 PCT. - E06966-GAD001</p>						
		DR. BY <u>J. J. HARRISON</u> CK. BY <u>W. L. SMITH</u> APP. BY <u>W. L. SMITH</u> DATE <u>01/28/11</u>		A-C MOTOR PERFORMANCE DATA		
		A44WG1842-R002 ISSUE DATE 02/08/17				

REL S.O.
 FRAME 449TDZ
 HP 200
 TYPE P
 PHASE/HERTZ 3/60

RPM 885
 VOLTS 460
 AMPS 248
 DUTY CONT
 AMB °C/INSUL 40/F

S.F. 1.15
 NEMA DESIGN B
 CODE LETTER G
 ENCLOSURE TEFC
 E/S 533661

ROTOR 418143-90-CE
 TEST S.O. TYPICAL DATA
 TEST DATE ---
 STATOR RES. @ 25 °C .0200
 OHMS (BETWEEN LINES)



AMPERES SHOWN FOR 460 VOLT CONNECTION, IF OTHER VOLTAGE CONNECTIONS ARE AVAILABLE, THE AMPERES WILL VARY INVERSELY WITH THE RATED VOLTAGE.



DR. BY J.J.HARRISON
 CK. BY W.L.SMITH
 APP. BY W.L.SMITH
 DATE 01/28/11

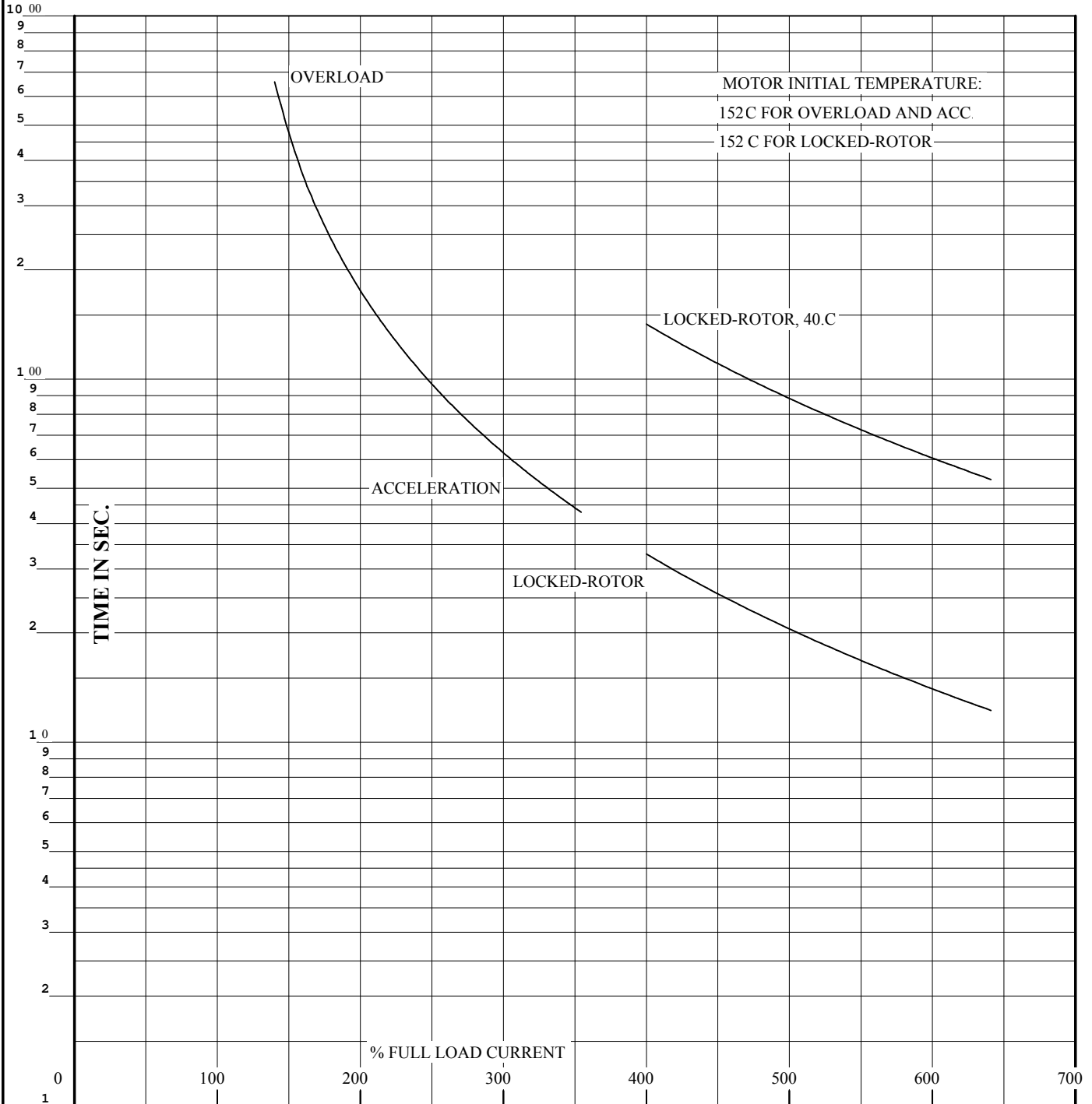
A-C MOTOR PERFORMANCE CURVES
 A44WG1842-R002
 ISSUE DATE 02/08/17

REL. S.O.
 FRAME 449TDZ
 HP 200
 TYPE P
 PHASE/HERTZ 3/60

RPM 885
 VOLTS 460
 AMPS 248
 DUTY CONT
 AMB °C/INSUL 40/F

S.F. 1.15
 NEMA DESIGN B
 CODE LETTER G
 ENCLOSURE TEFC
 E/S 533661

ROTOR 418143-90-CE
 TEST S.O. TYPICAL DATA
 TEST DATE ---
 STATOR RES. @ 25 °C .0200
 OHMS (BETWEEN LINES)



THERMAL LIMIT CURVE

REMARKS: XE MOTOR-TYPICAL DATA-NEMA NOM. EFF. 95.0 PCT.
 GUARANTEED MIN. EFF. 94.5 PCT. - E06966-GAD001

AMPERES SHOWN FOR 460 VOLT CONNECTION, IF OTHER VOLTAGE CONNECTIONS ARE AVAILABLE, THE AMPERES WILL VARY INVERSELY WITH THE RATED VOLTAGE.



DR. BY J.J.HARRISON
 CK. BY W.L.SMITH
 APP. BY W.L.SMITH
 DATE 01/28/11

A-C MOTOR PERFORMANCE CURVES
A44WG1842-R002
 ISSUE DATE 02/08/17