


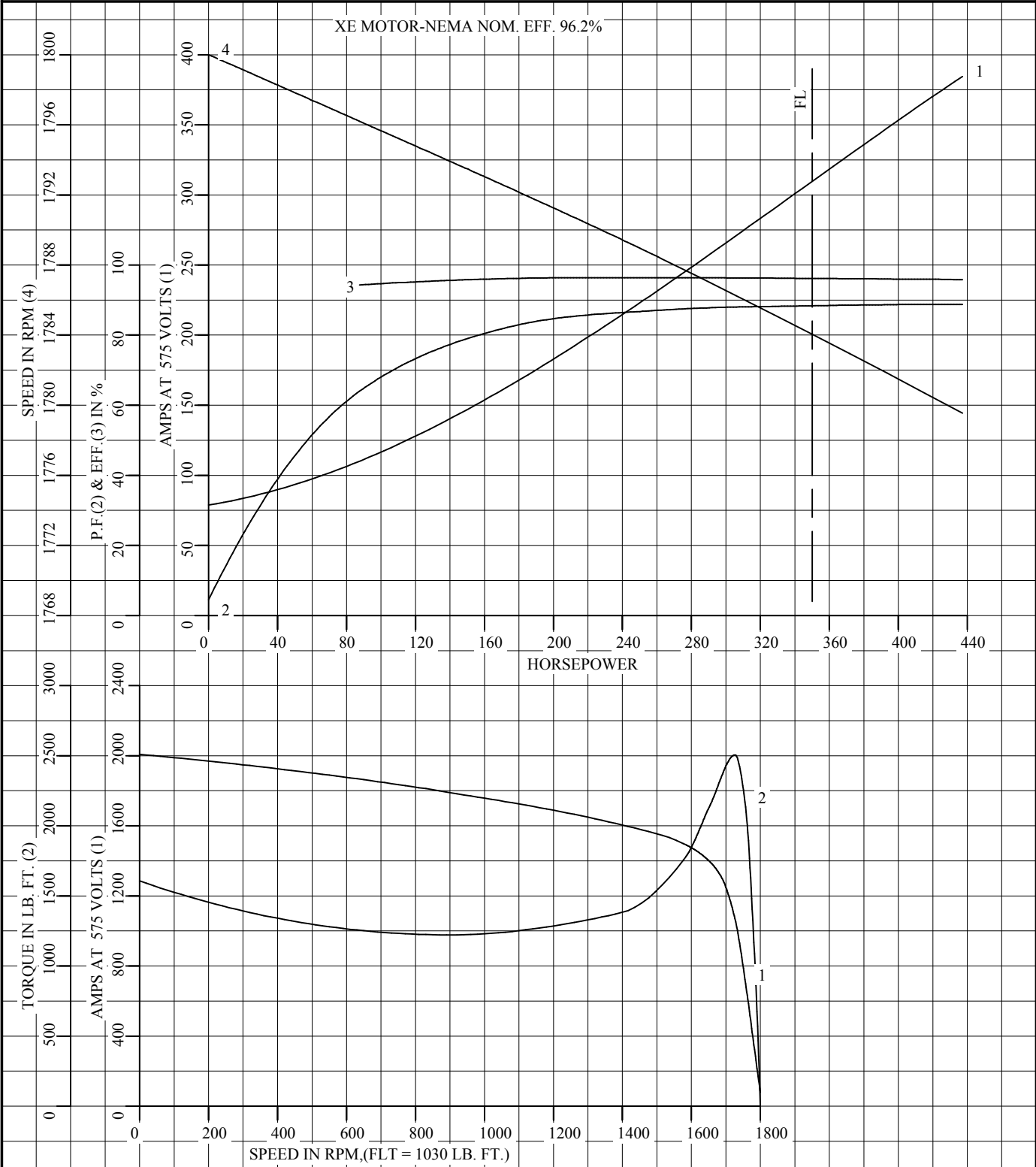
REL. S.O.	FRAME	HP	TYPE	PHASE/ HERTZ	RPM	VOLTS
	L449T	350	P	3/60	1785	575
AMPS	DUTY	AMB °C/ INSUL.	S.F.	NEMA DESIGN	CODE LETTER	ENCL.
309	CONT	40/F	1.15	B	G	TEFC
E/S	ROTOR	TEST S.O.	TEST DATE	STATOR RES. @25 °C OHMS (BETWEEN LINES)		
-	418143048RE	---	---	.0124		
PERFORMANCE						
LOAD	HP	AMPERES	RPM	% POWER FACTOR	% EFFICIENCY	
NO LOAD	0	79.3	1800	4.46	0	
1/4	87.6	109	1796	64.0	94.3	
2/4	175	165	1792	82.4	96.2	
3/4	262	234	1788	87.1	96.4	
4/4	350	308	1784	88.4	96.2	
5/4	437	385	1780	88.8	95.8	
SPEED TORQUE						
		RPM	TORQUE % FULL LOAD	TORQUE LB.-FT.	AMPERES	
LOCKED ROTOR		0	156	1607	2008	
PULL UP		900	119	1222	1790	
BREAKDOWN		1727	243	2505	1065	
FULL LOAD		1784	100	1030	308	
<p>AMPERES SHOWN FOR 575. VOLT CONNECTION. IF OTHER VOLTAGE CONNECTIONS ARE AVAILABLE, THE AMPERES WILL VARY INVERSELY WITH THE RATED VOLTAGE</p> <p>REMARKS: TYPICAL DATA XE MOTOR-NEMA NOM. EFF. 96.2%</p>						
		DR. BY	C.E. JAMISON	A-C MOTOR PERFORMANCE DATA A44WG0036-R001 ISSUE DATE 02/02/21		
		CK. BY	W. L. SMITH			
APP. BY	C.E. JAMISON					
DATE	08/22/17					

REL S.O.
 FRAME **L449T**
 HP **350**
 TYPE **P**
 PHASE/HERTZ **3/60**

RPM **1785**
 VOLTS **575**
 AMPS **309**
 DUTY **CONT**
 AMB °C/INSUL **40/F**

S.F. **1.15**
 NEMA DESIGN **B**
 CODE LETTER **G**
 ENCLOSURE **TEFC**
 E/S **-**

ROTOR **418143048RE**
 TEST S.O. **TYPICAL DATA**
 TEST DATE **---**
 STATOR RES. @ 25 °C **.0124**
 OHMS (BETWEEN LINES)



AMPERES SHOWN FOR 575 VOLT CONNECTION, IF OTHER VOLTAGE CONNECTIONS ARE AVAILABLE, THE AMPERES WILL VARY INVERSELY WITH THE RATED VOLTAGE.



DR. BY CE. JAMISON
 CK. BY W. L. SMITH
 APP. BY CE. JAMISON
 DATE 08/22/17

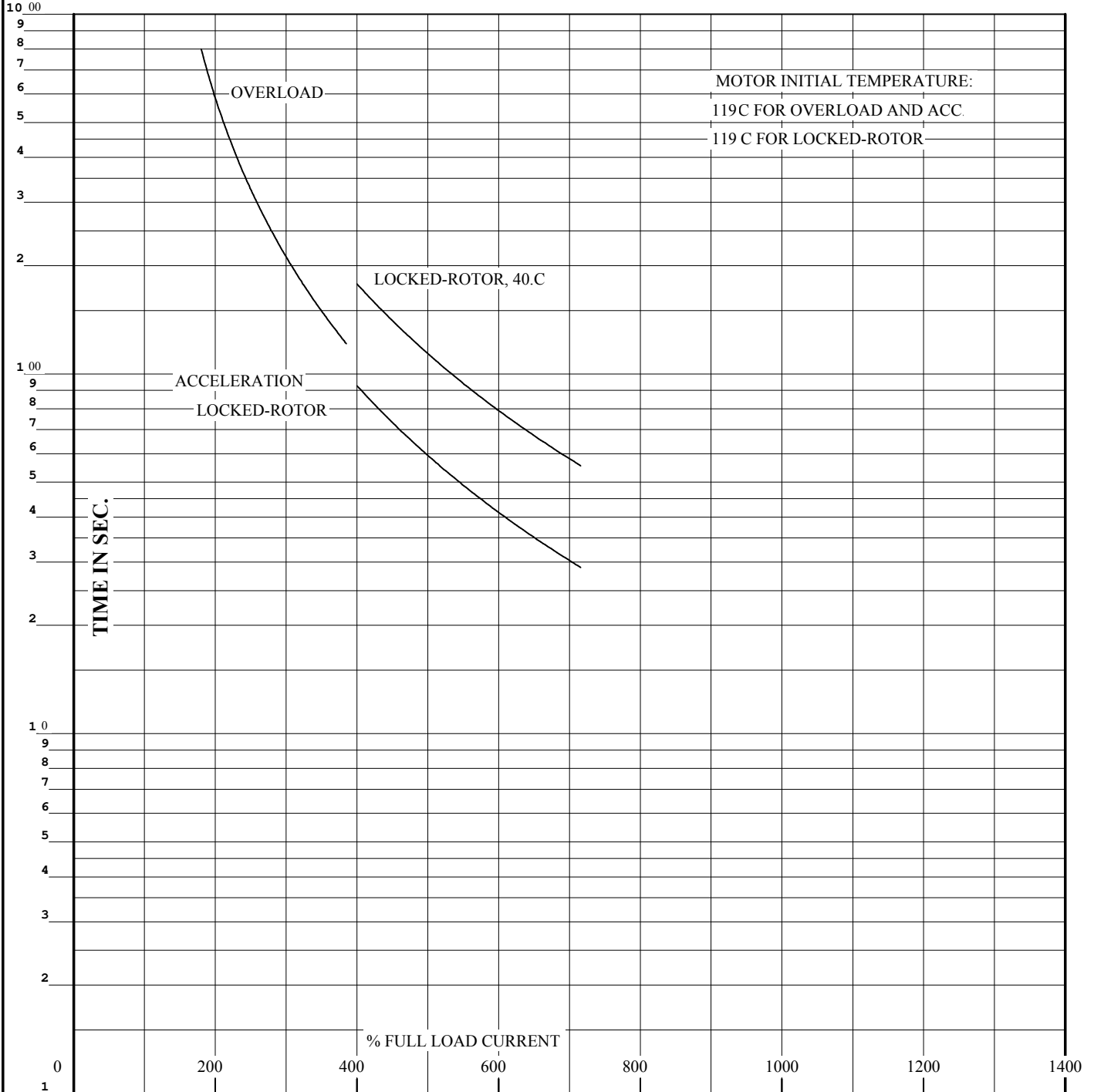
A-C MOTOR PERFORMANCE CURVES
A44WG0036-R001
 ISSUE DATE **02/02/21**

REL. S.O.
 FRAME **L449T**
 HP **350**
 TYPE **P**
 PHASE/HERTZ **3/60**

RPM **1785**
 VOLTS **575**
 AMPS **309**
 DUTY **CONT**
 AMB °C/INSUL **40/F**

S.F. **1.15**
 NEMA DESIGN **B**
 CODE LETTER **G**
 ENCLOSURE **TEFC**
 E/S **-**

ROTOR **418143048RE**
 TEST S.O. **TYPICAL DATA**
 TEST DATE **---**
 STATOR RES. @ 25 °C **.0124**
 OHMS (BETWEEN LINES)



THERMAL LIMIT CURVE

REMARKS: XE MOTOR-NEMA NOM. EFF. 96.2%

AMPERES SHOWN FOR 575 VOLT CONNECTION, IF OTHER VOLTAGE CONNECTIONS ARE AVAILABLE, THE AMPERES WILL VARY INVERSELY WITH THE RATED VOLTAGE.



DR. BY C.E. JAMISON
 CK. BY W. L. SMITH
 APP. BY C.E. JAMISON
 DATE 08/22/17

A-C MOTOR PERFORMANCE CURVES
A44WG0036-R001
 ISSUE DATE 02/02/21