


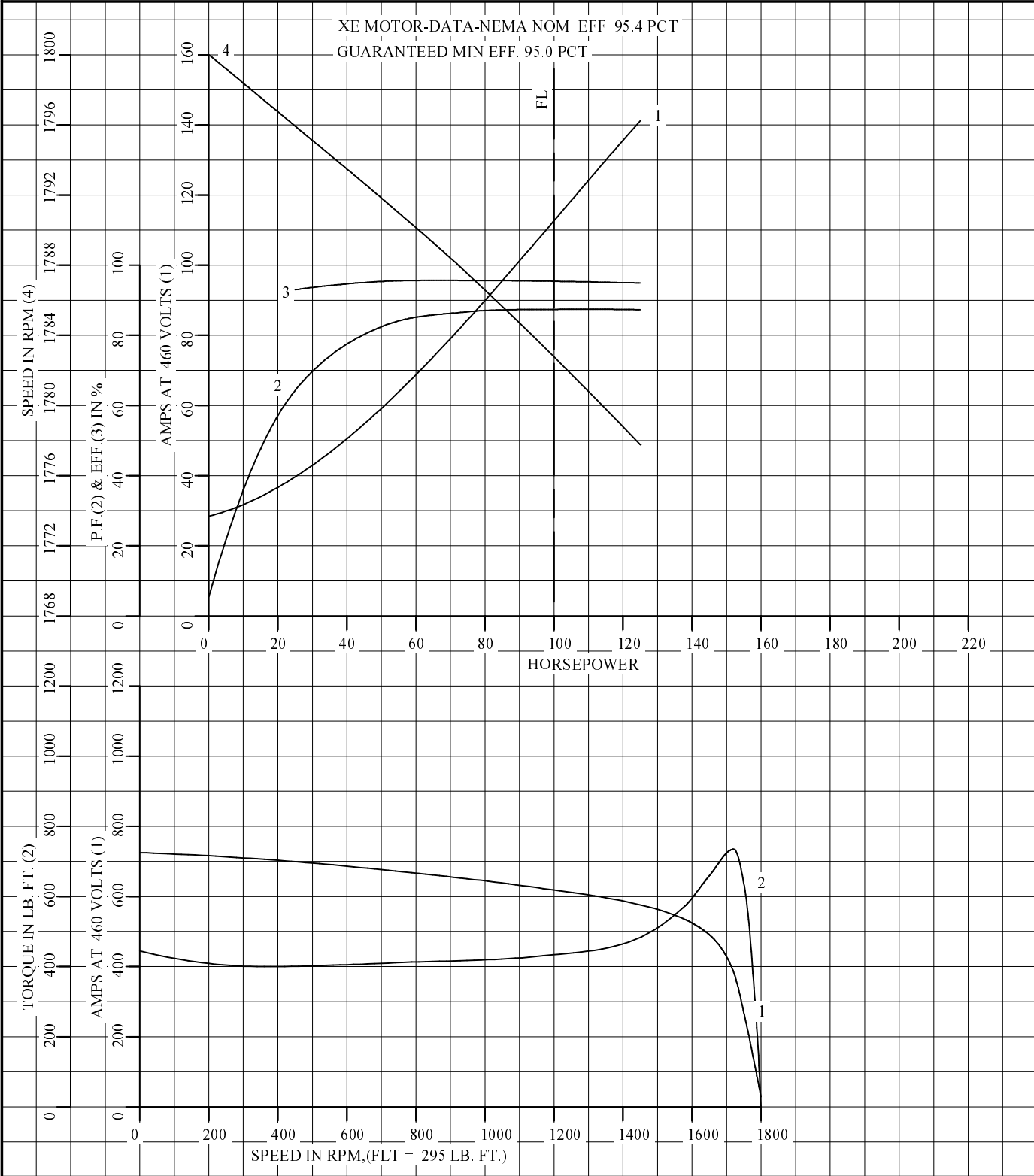
REL. S.O.	FRAME	HP	TYPE	PHASE/ HERTZ	RPM	VOLTS
	405T	100	P	3/60	1785	230/460
AMPS	DUTY	AMB °C/ INSUL.	S.F.	NEMA DESIGN	CODE LETTER	ENCL.
224/112	CONT	40/F	1.15	B	G	TEFC
E/S	ROTOR	TEST S.O.	TEST DATE	STATOR RES. @25 °C OHMS (BETWEEN LINES)		
596956	418142-33-RE	---	---	.0123/.0492		
PERFORMANCE						
LOAD	HP	AMPERES	RPM	% POWER FACTOR	% EFFICIENCY	
NO LOAD	0	28.6	1800	5.49	0	
1/4	25.0	39.2	1796	64.3	93.0	
2/4	50.0	59.5	1792	82.5	95.4	
3/4	75.0	84.6	1788	86.7	95.7	
4/4	100	112	1783	87.4	95.4	
5/4	125	141	1778	87.3	94.9	
SPEED TORQUE						
		RPM	TORQUE % FULL LOAD	TORQUE LB.-FT.	AMPERES	
LOCKED ROTOR		0	151	445	725	
PULL UP		360	136	400	706	
BREAKDOWN		1721	250	735	382	
FULL LOAD		1783	100	295	112	
<p>AMPERES SHOWN FOR 460. VOLT CONNECTION. IF OTHER VOLTAGE CONNECTIONS ARE AVAILABLE, THE AMPERES WILL VARY INVERSELY WITH THE RATED VOLTAGE</p> <p>REMARKS: TYPICAL DATA XE MOTOR-DATA-NEMA NOM. EFF. 95.4 PCT GUARANTEED MIN EFF. 95.0 PCT</p>						
			DR. BY <u>J. J. HARRISON</u> CK. BY <u>W. L. SMITH</u> APP. BY <u>W. L. SMITH</u> DATE <u>07/26/04</u>		A-C MOTOR PERFORMANCE A40WG0251-R001 DATA ISSUE DATE 12/15/10	

REL S.O.
 FRAME 405T
 HP 100
 TYPE P
 PHASE/HERTZ 3/60

RPM 1785
 VOLTS 230/460
 AMPS 224/112
 DUTY CONT
 AMB °C/INSUL 40/F

S.F. 1.15
 NEMA DESIGN B
 CODE LETTER G
 ENCLOSURE TEFC
 E/S 596956

ROTOR 418142-33-RE
 TEST S.O. TYPICAL DATA
 TEST DATE ---
 STATOR RES. @ 25 °C .0123/.0492
 OHMS (BETWEEN LINES)



AMPERES SHOWN FOR 460 VOLT CONNECTION, IF OTHER VOLTAGE CONNECTIONS ARE AVAILABLE, THE AMPERES WILL VARY INVERSELY WITH THE RATED VOLTAGE.



DR. BY JJ HARRISON
 CK. BY W. L. SMITH
 APP. BY W. L. SMITH
 DATE 07/26/04

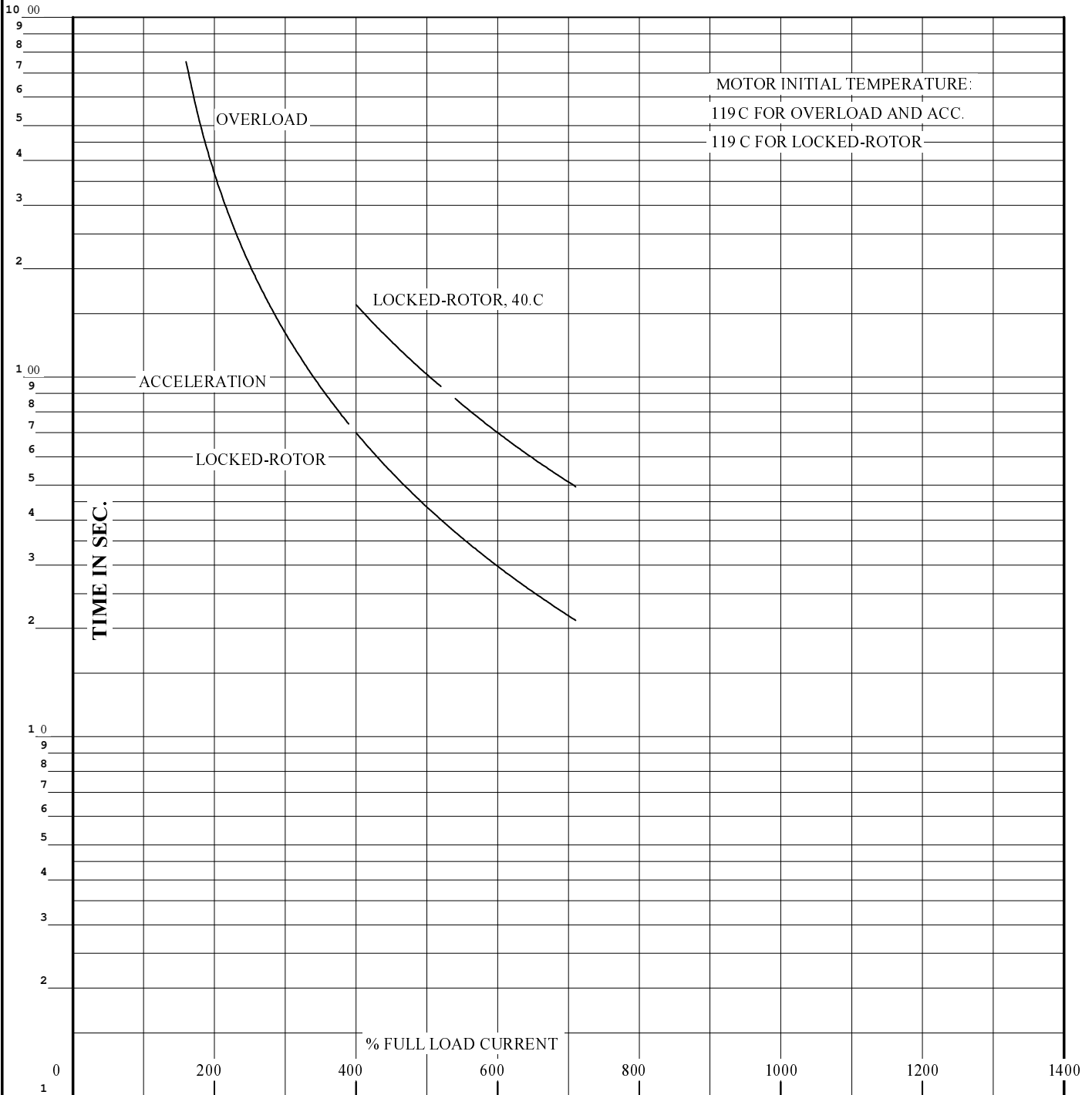
**A-C MOTOR
 PERFORMANCE CURVES** A40WG0251-R001
 ISSUE DATE 12/15/10

REL. S.O.
 FRAME 405T
 HP 100
 TYPE P
 PHASE/HERTZ 3/60

RPM 1785
 VOLTS 230/460
 AMPS 224/112
 DUTY CONT
 AMB °C/INSUL 40/F

S.F. 1.15
 NEMA DESIGN B
 CODE LETTER G
 ENCLOSURE TEFC
 E/S 596956

ROTOR 418142-33-RE
 TEST S.O. TYPICAL DATA
 TEST DATE ---
 STATOR RES. @ 25 °C .0123/.0492
 OHMS (BETWEEN LINES)



THERMAL LIMIT CURVE

REMARKS: XE MOTOR-DATA-NEMA NOM. EFF. 95.4 PCT
 GUARANTEED MIN EFF. 95.0 PCT

AMPERES SHOWN FOR 460 VOLT CONNECTION, IF OTHER VOLTAGE CONNECTIONS ARE AVAILABLE, THE AMPERES WILL VARY INVERSELY WITH THE RATED VOLTAGE.



DR. BY J.J.HARRISON
 CK. BY W.L.SMITH
 APP. BY W.L.SMITH
 DATE 07/26/04

A-C MOTOR
 PERFORMANCE A40WG0251-R001
 CURVES ISSUE DATE 12/15/10