
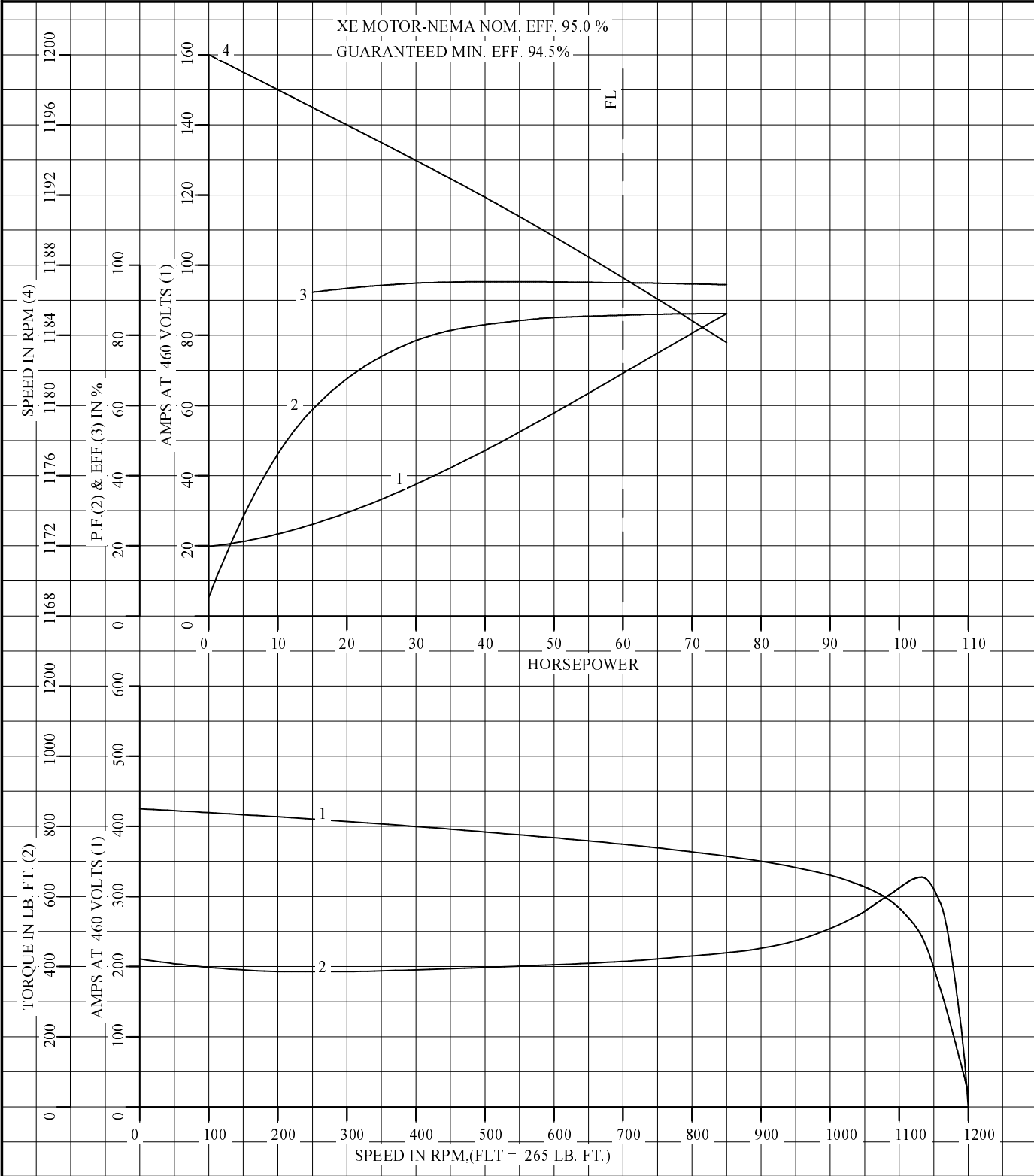


REL. S.O.	FRAME	HP	TYPE	PHASE/ HERTZ	RPM	VOLTS
	404T	60	P	3/60	1185	230/460
AMPS	DUTY	AMB °C/ INSUL.	S.F.	NEMA DESIGN	CODE LETTER	ENCL.
138/69	CONT	40/F	1.15	B	G	TEFC
E/S	ROTOR	TEST S.O.	TEST DATE	STATOR RES. @25 °C OHMS (BETWEEN LINES)		
595762	418142-71EE	---	---	.0270/.108		
PERFORMANCE						
LOAD	HP	AMPERES	RPM	% POWER FACTOR	% EFFICIENCY	
NO LOAD	0	19.9	1200	5.36	0	
1/4	15.0	25.9	1197	58.9	92.3	
2/4	30.0	37.7	1194	78.5	94.9	
3/4	45.0	52.5	1191	84.2	95.2	
4/4	60.0	69.0	1187	85.8	95.0	
5/4	75.0	86.3	1184	86.2	94.4	
SPEED TORQUE						
		RPM	TORQUE % FULL LOAD	TORQUE LB.-FT.	AMPERES	
LOCKED ROTOR		0	159	422	425	
PULL UP		240	145	385	411	
BREAKDOWN		1133	247	655	243	
FULL LOAD		1187	100	265	69.0	
<p>AMPERES SHOWN FOR 460. VOLT CONNECTION. IF OTHER VOLTAGE CONNECTIONS ARE AVAILABLE, THE AMPERES WILL VARY INVERSELY WITH THE RATED VOLTAGE</p> <p>REMARKS: TYPICAL DATA XE MOTOR-NEMA NOM. EFF. 95.0 % GUARANTEED MIN. EFF. 94.5%</p>						
		DR. BY <u>J.E.SUMRELL</u> CK. BY <u>D.M.BYRD</u> APP. BY <u>D.M.BYRD</u> DATE <u>10/29/91</u>		A-C MOTOR PERFORMANCE A40WG0108-R001 DATA ISSUE DATE 12/15/10		

REL S.O.
 FRAME 404T
 HP 60
 TYPE P
 PHASE/HERTZ 3/60

RPM 1185
 VOLTS 230/460
 AMPS 138/69
 DUTY CONT
 AMB °C/INSUL 40/F
 S.F. 1.15
 NEMA DESIGN B
 CODE LETTER G
 ENCLOSURE TEFC
 E/S 595762

ROTOR 418142-71EE
 TEST S.O. TYPICAL DATA
 TEST DATE ---
 STATOR RES. @ 25 °C .0270/.108
 OHMS (BETWEEN LINES)



AMPERES SHOWN FOR 460 VOLT CONNECTION, IF OTHER VOLTAGE CONNECTIONS ARE AVAILABLE, THE AMPERES WILL VARY INVERSELY WITH THE RATED VOLTAGE.



DR. BY J.E. SUMRELL
 CK. BY D.M. BYRD
 APP. BY D.M. BYRD
 DATE 10/29/91

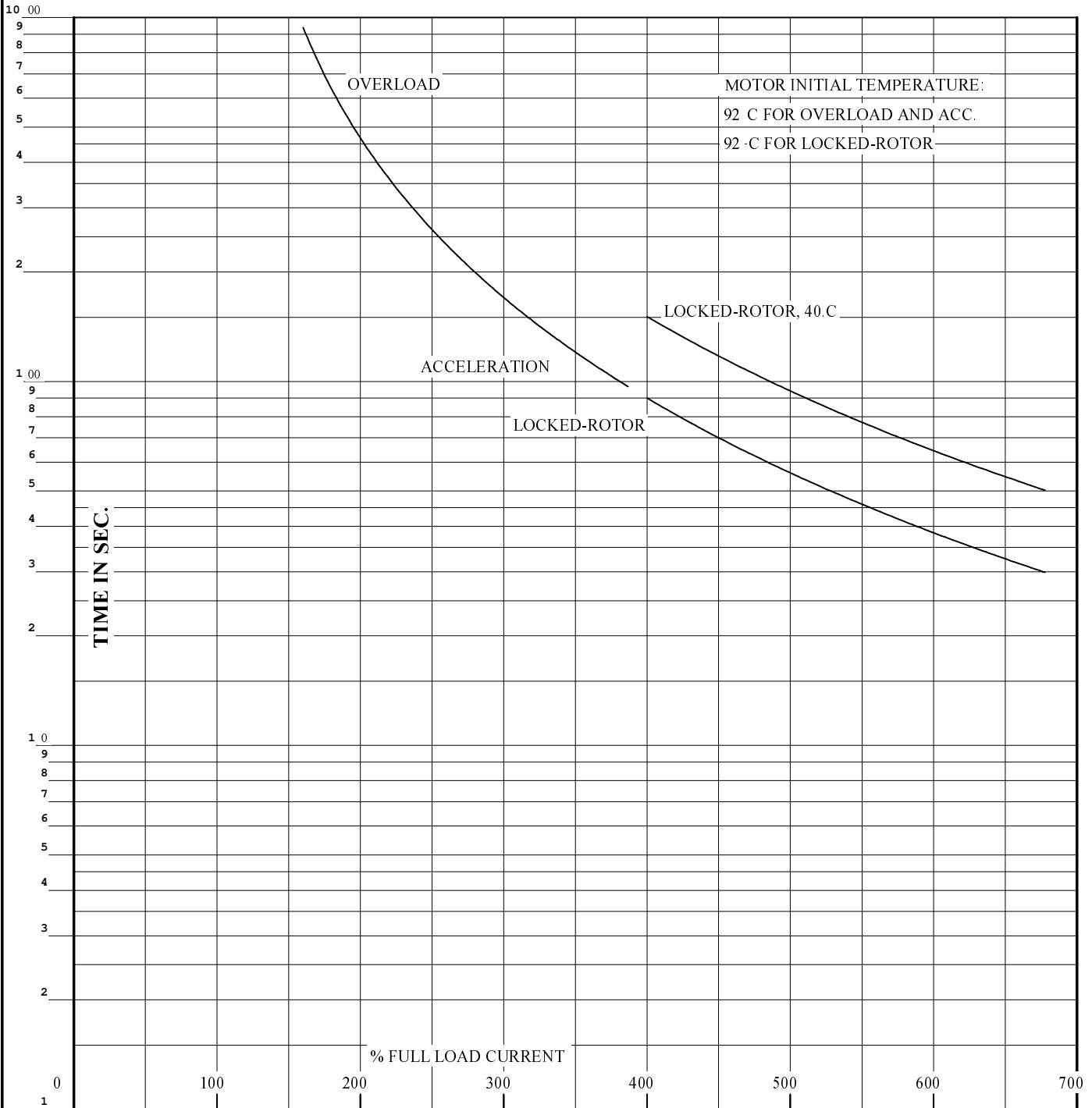
**A-C MOTOR
 PERFORMANCE CURVES** A40WG0108-R001
 ISSUE DATE 12/15/10

REL. S.O.
 FRAME 404T
 HP 60
 TYPE P
 PHASE/HERTZ 3/60

RPM 1185
 VOLTS 230/460
 AMPS 138/69
 DUTY CONT
 AMB °C/INSUL 40/F

S.F. 1.15
 NEMA DESIGN B
 CODE LETTER G
 ENCLOSURE TEFC
 E/S 595762

ROTOR 418142-71EE
 TEST S.O. TYPICAL DATA
 TEST DATE ---
 STATOR RES. @ 25 °C .0270/.108
 OHMS (BETWEEN LINES)



THERMAL LIMIT CURVE

REMARKS: XE MOTOR-NEMA NOM. EFF. 95.0 %
 GUARANTEED MIN. EFF. 94.5%

AMPERES SHOWN FOR 460 VOLT CONNECTION, IF OTHER VOLTAGE CONNECTIONS ARE AVAILABLE, THE AMPERES WILL VARY INVERSELY WITH THE RATED VOLTAGE.



DR. BY J.E. SUMRELL
 CK. BY D.M. BYRD
 APP. BY D.M. BYRD
 DATE 10/29/91

A-C MOTOR
 PERFORMANCE A40WG0108-R001
 CURVES ISSUE DATE 12/15/10