
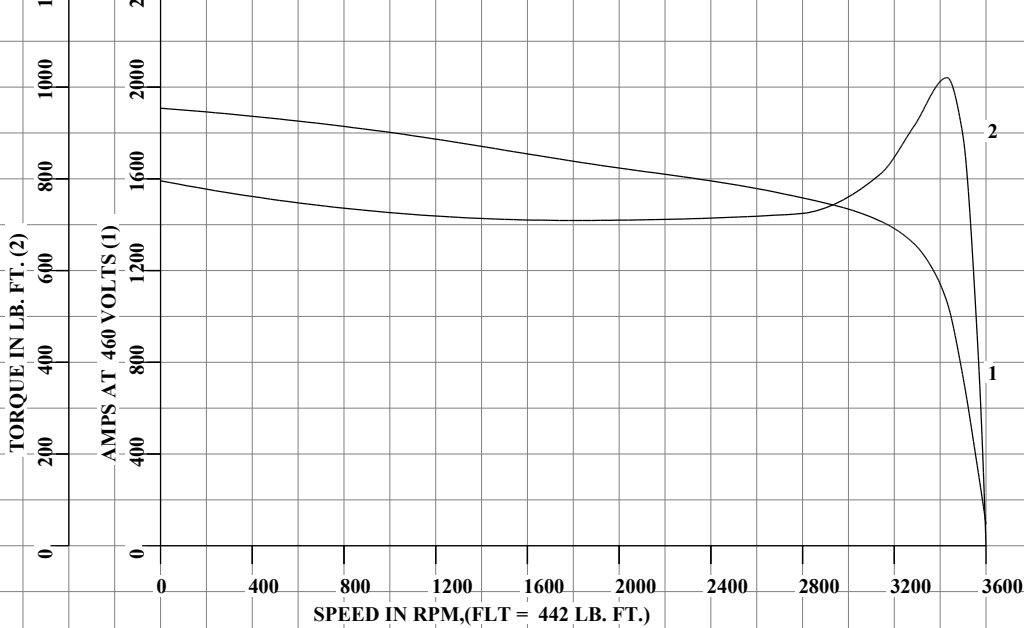
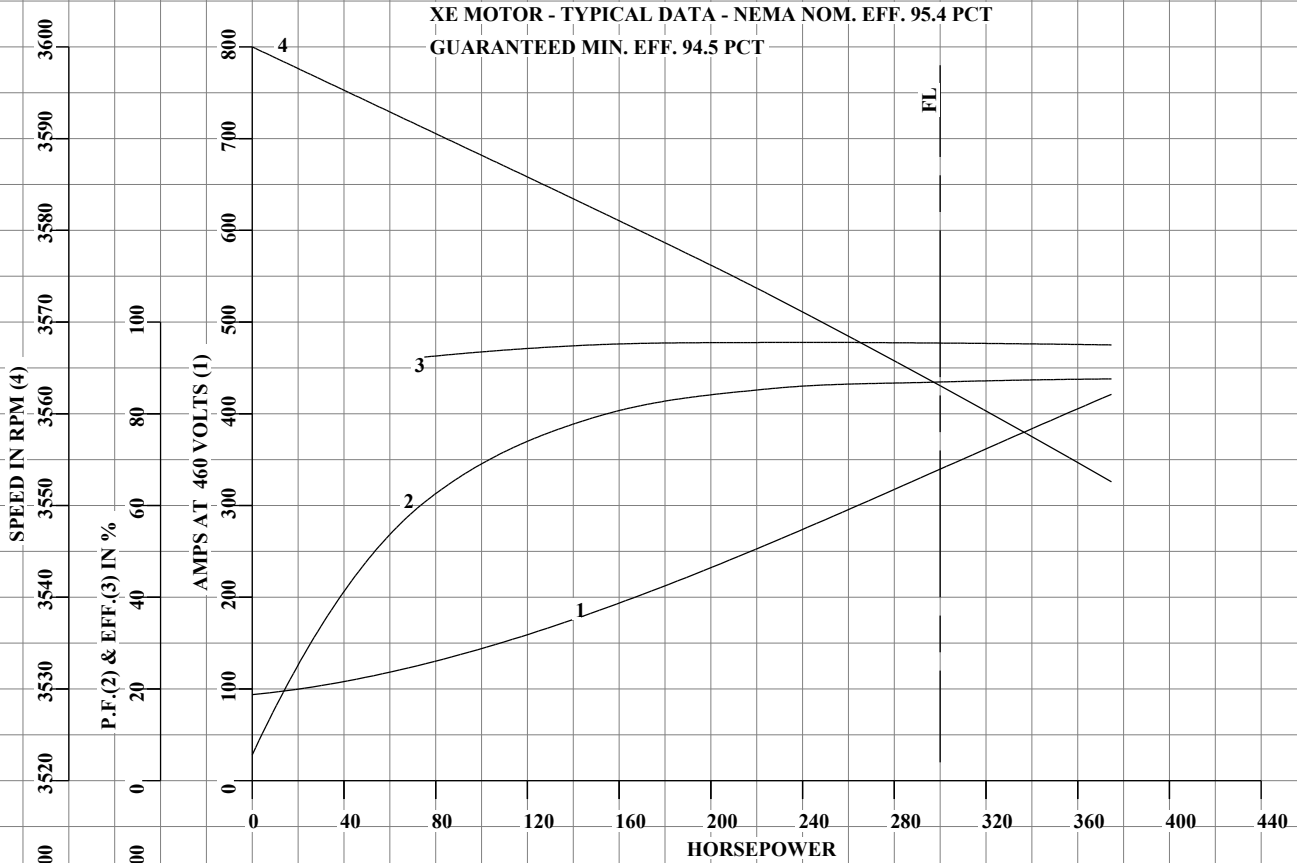


S/O	FRAME	HP	TYPE	PHASE/ HERTZ	RPM	VOLTS
	445T	300	P	3/60	3565	460
AMPS	DUTY	AMB °C/ INSUL	S.F.	NEMA DESIGN	CODE LETTER	ENCLOSURE
339	CONT	40/F	1.15	B	F	ODP
E/S	ROTOR	TEST S.O.	TEST DATE	STATOR RES. @25 °C OHMS (BETWEEN LINES)		
498511	418143013HE	---	---	.0147		
PERFORMANCE						
LOAD	HP	AMPERES	RPM	% POWER FACTOR	% EFFICIENCY	
NO LOAD	0	94.3	3600	5.64	0	
1/4	75.1	125	3591	60.7	92.3	
2/4	150	186	3582	79.3	95.0	
3/4	225	258	3573	85.4	95.5	
4/4	300	339	3563	86.9	95.4	
5/4	375	422	3553	87.6	95.0	
SPEED TORQUE						
		RPM	TORQUE % FULL LOAD	TORQUE LB.-FT.	AMPERES	
LOCKED ROTOR		0	180	796	1908	
PULL UP		1800	160	709	1677	
BREAKDOWN		3430	231	1021	1061	
FULL LOAD		3563	100	442	339	
AMPERES SHOWN FOR 460 VOLT CONNECTION. IF OTHER CONNECTIONS ARE AVAILABLE, THE AMPERES WILL VARY INVERSELY WITH THE RATED VOLTAGE.						
XE MOTOR - TYPICAL DATA - NEMA NOM. EFF. 95.4 PCT GUARANTEED MIN. EFF. 94.5 PCT						
		DRAWN BY: <u>A. T. LONG</u> CHECKED BY: <u>W. L. SMITH</u> APPROVED BY: <u>D. M. BYRD</u> DATE: <u>02/09/01</u>		AC MOTOR PERFORMANCE DATA		A44WG2770-R001
						DATE ISSUED 02/09/01

REL S.O.	RPM 3565	S.F. 1.15	ROTOR 418143013HE
FRAME 445T	VOLTS 460	NEMA DESIGN B	TEST S.O. ---
HP 300	AMPS 339	CODE LETTER F	TEST DATE ---
TYPE P	DUTY CONT	ENCLOSURE ODP	STATOR RES. @ 25°C .0147
PHASE / HERTZ 3/60	AMB °C / INSUL 40/F	E/S 498511	OHMS (BETWEEN LINES)



AMPERES SHOWN FOR 460 VOLT CONNECTION, IF OTHER VOLTAGE CONNECTIONS ARE AVAILABLE, THE AMPERES WILL VARY INVERSELY WITH THE RATED VOLTAGE.



DRAWN BY: A. T. LONG  
 CHECKED BY: W. L. SMITH  
 APPROVED BY: D. M. BYRD  
 DATE: 02/09/01

AC MOTOR  
 PERFORMANCE  
 DATA

**A44WG2770-R001**

ISSUE DATE 02/09/01