


REL. S.O.	FRAME	HP	TYPE	PHASE/ HERTZ	RPM	VOLTS
	364TS	60	P	3/60	3560	230/460
AMPS	DUTY	AMB °C/ INSUL.	S.F.	NEMA DESIGN	CODE LETTER	ENCL.
132/66.1	CONT	40/F	1.15	B	G	TEFC
E/S	ROTOR	TEST S.O.	TEST DATE	STATOR RES. @25 °C OHMS (BETWEEN LINES)		
491281	418141005XE	---	---	.0254/.101		
PERFORMANCE						
LOAD	HP	AMPERES	RPM	% POWER FACTOR	% EFFICIENCY	
NO LOAD	0	14.0	3600	13.0	0	
1/4	15.0	21.3	3590	74.9	87.8	
2/4	30.0	34.5	3580	88.3	92.4	
3/4	45.0	49.7	3569	90.8	93.5	
4/4	60.0	66.1	3558	90.8	93.6	
5/4	75.0	83.0	3546	90.7	93.3	
SPEED TORQUE						
		RPM	TORQUE % FULL LOAD	TORQUE LB.-FT.	AMPERES	
LOCKED ROTOR		0	203	180	435	
PULL UP		1565	175	155	355	
BREAKDOWN		3397	231	205	212	
FULL LOAD		3558	100	88.6	66.1	
<p>AMPERES SHOWN FOR 460. VOLT CONNECTION. IF OTHER VOLTAGE CONNECTIONS ARE AVAILABLE, THE AMPERES WILL VARY INVERSELY WITH THE RATED VOLTAGE</p> <p>REMARKS: TYPICAL DATA XE MOTOR-NEMA NOM. EFF. 93.6 % GUARANTEED MIN. EFF. 92.4%</p>						
		DR. BY W. L. SMITH CK. BY G. R. WEBB APP. BY E. J. CHRISTIAN DATE 03/11/02		A-C MOTOR PERFORMANCE A36WG1558-R007 DATA		
		ISSUE DATE 08/30/19				

REL S.O.

FRAME 364TS

HP 60

TYPE P

PHASE/HERTZ 3/60

RPM 3560

VOLTS 230/460

AMPS 132/66.1

DUTY CONT

AMB °C/INSUL 40/F

S.F. 1.15

NEMA DESIGN B

CODE LETTER G

ENCLOSURE TEFC

E/S 491281

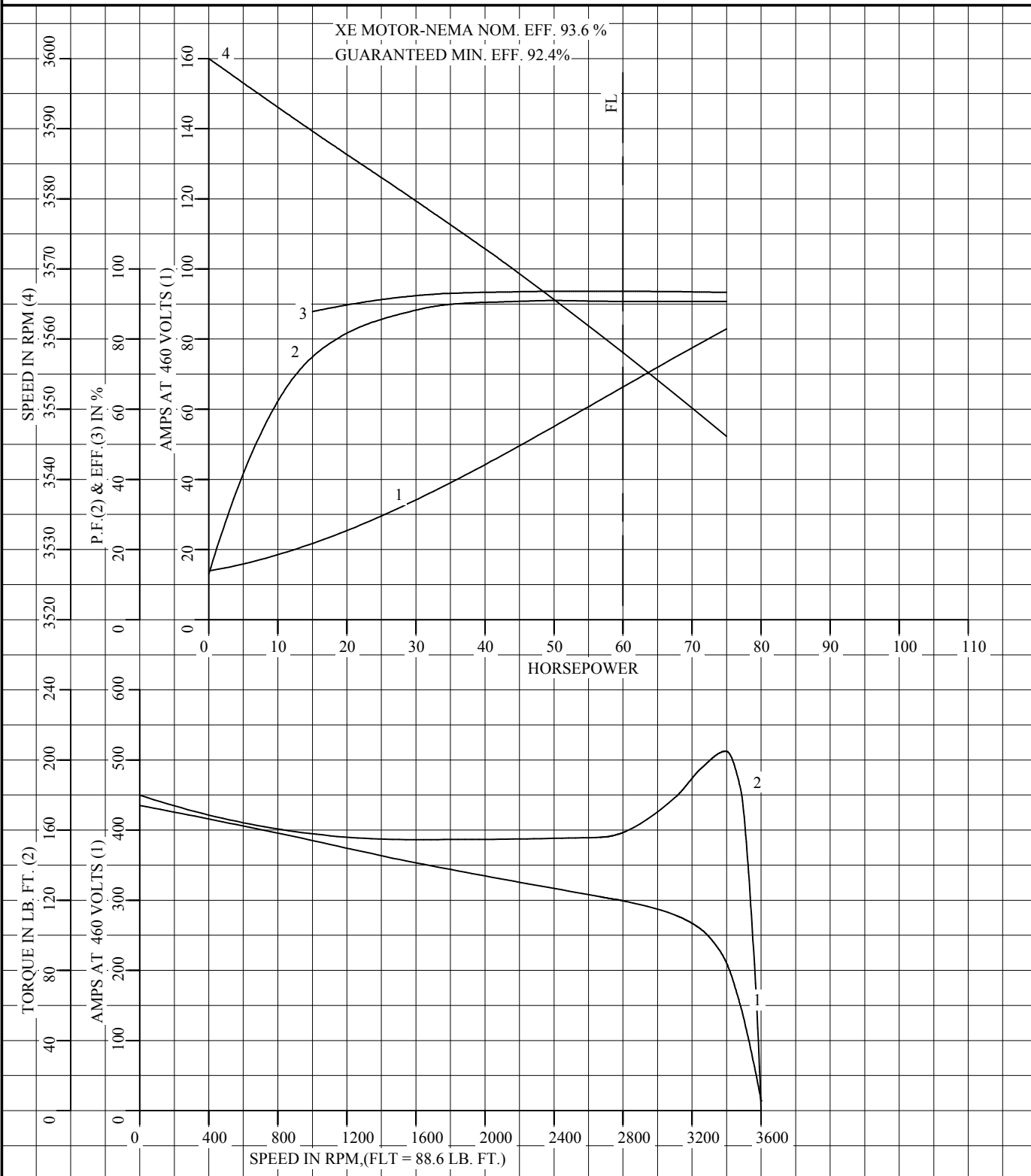
ROTOR 418141005XE

TEST S.O. TYPICAL DATA

TEST DATE ---

STATOR RES. @ 25 °C .0254/.101

OHMS (BETWEEN LINES)



AMPERES SHOWN FOR 460 VOLT CONNECTION, IF OTHER VOLTAGE CONNECTIONS ARE AVAILABLE, THE AMPERES WILL VARY INVERSELY WITH THE RATED VOLTAGE.



DR. BY W. L. SMITH
 CK. BY G. R. WEBB
 APP. BY E.J. CHRISTIAN
 DATE 03/11/02

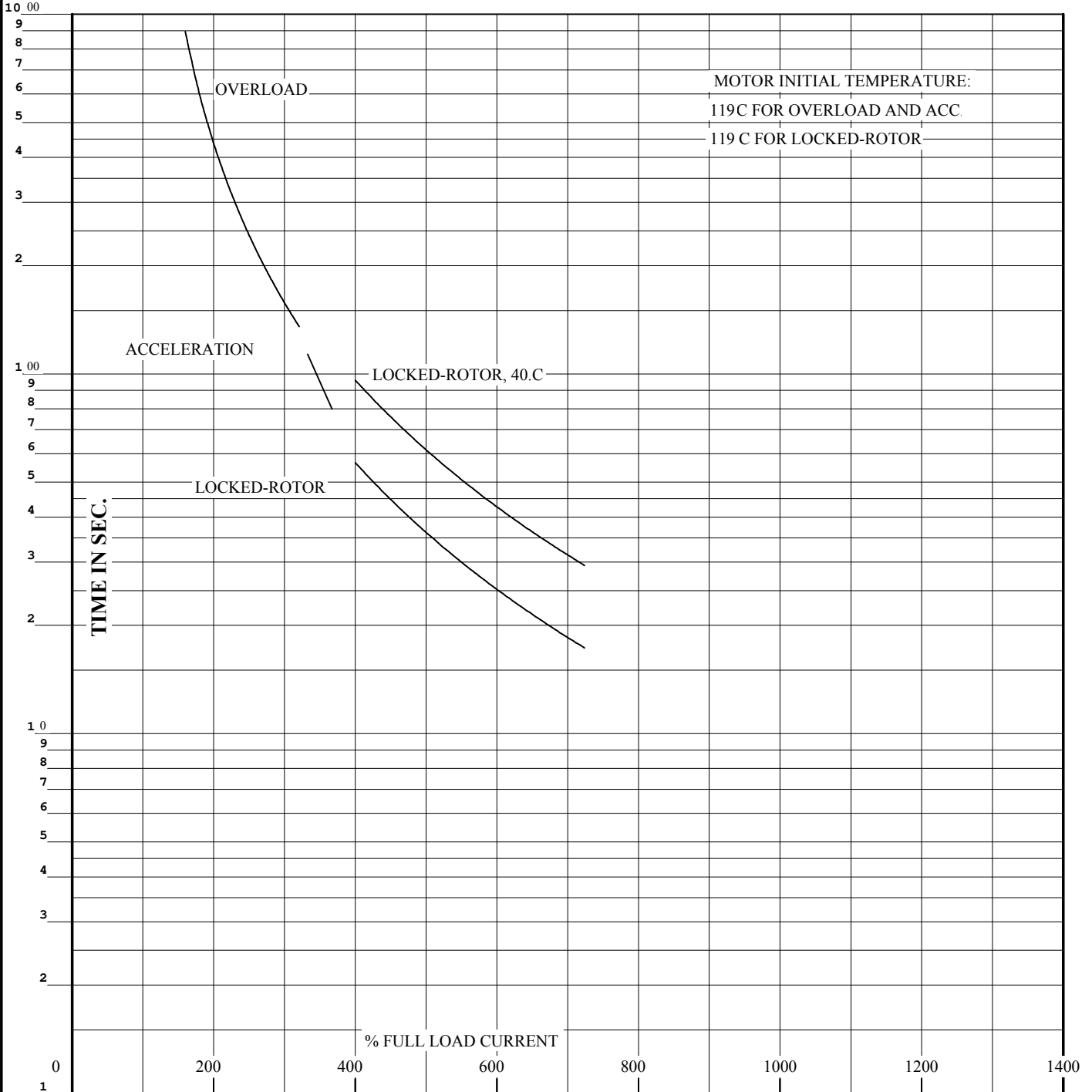
A-C MOTOR
PERFORMANCE A36WG1558-R007
CURVES ISSUE DATE 08/30/19

REL. S.O.
 FRAME 364TS
 HP 60
 TYPE P
 PHASE/HERTZ 3/60

RPM 3560
 VOLTS 230/460
 AMPS 132/66.1
 DUTY CONT
 AMB °C/INSUL 40/F

S.F. 1.15
 NEMA DESIGN B
 CODE LETTER G
 ENCLOSURE TEFC
 E/S 491281

ROTOR 418141005XE
 TEST S.O. TYPICAL DATA
 TEST DATE ---
 STATOR RES. @ 25 °C .0254/.101
 OHMS (BETWEEN LINES)



THERMAL LIMIT CURVE

REMARKS: XE MOTOR-NEMA NOM. EFF. 93.6 %
 GUARANTEED MIN. EFF. 92.4%

AMPERES SHOWN FOR 460 VOLT CONNECTION, IF OTHER VOLTAGE CONNECTIONS ARE AVAILABLE, THE AMPERES WILL VARY INVERSELY WITH THE RATED VOLTAGE.



DR. BY W. L. SMITH
 CK. BY G. R. WEBB
 APP. BY E.J. CHRISTIAN
 DATE 03/11/02

A-C MOTOR
PERFORMANCE A36WG1558-R007
CURVES ISSUE DATE 08/30/19