


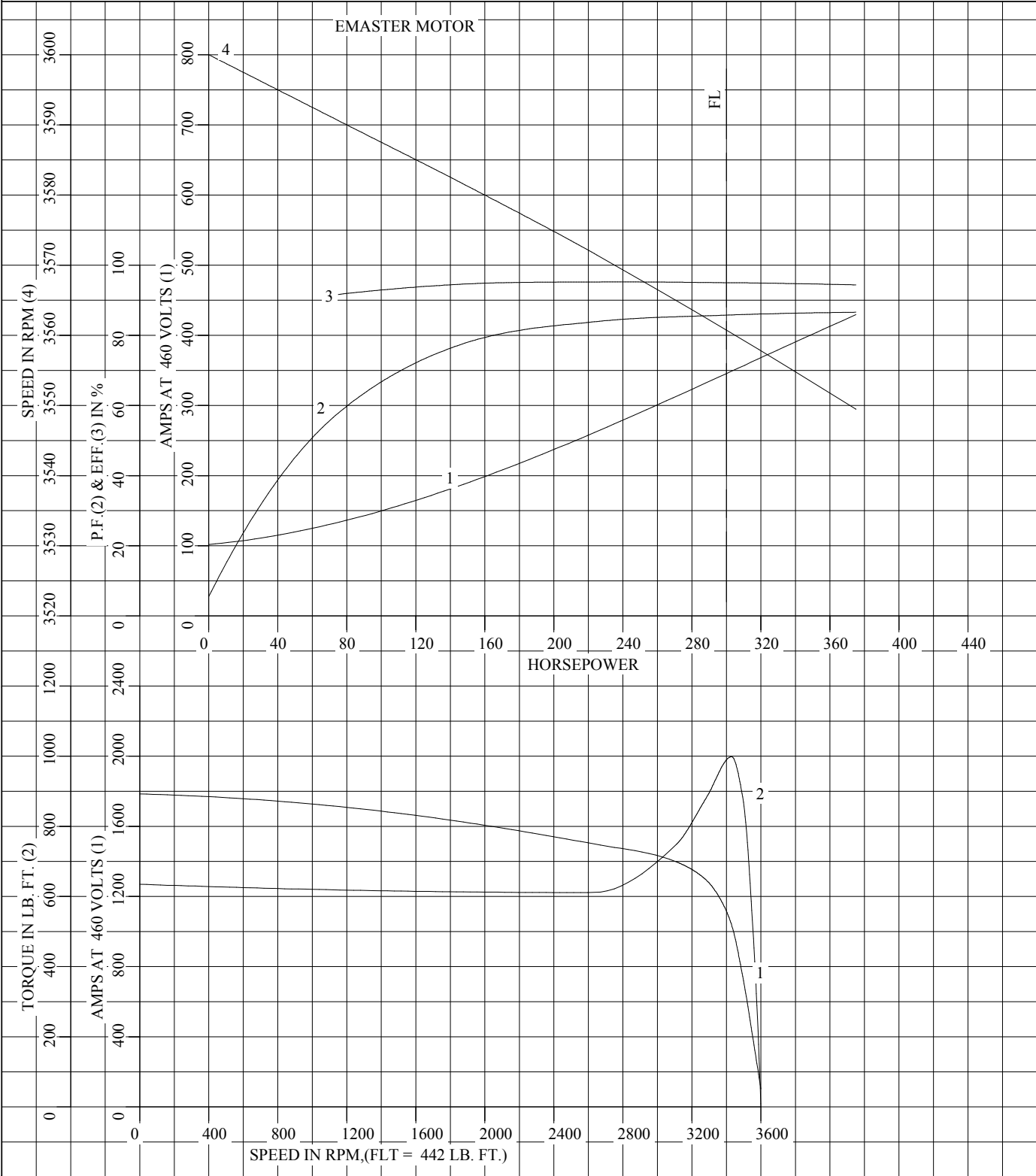
REL. S.O.	FRAME	HP	TYPE	PHASE/ HERTZ	RPM	VOLTS
	445TS	300	P	3/60	3560	460
AMPS	DUTY	AMB °C/ INSUL.	S.F.	NEMA DESIGN	CODE LETTER	ENCL.
345	CONT	40/B	1.15	B	E	DP
E/S	ROTOR	TEST S.O.	TEST DATE	STATOR RES. @25 °C OHMS (BETWEEN LINES)		
498563	418143013GE	---	---	.0167		
PERFORMANCE						
LOAD	HP	AMPERES	RPM	% POWER FACTOR	% EFFICIENCY	
NO LOAD	0	102	3600	5.50	0	
1/4	75.1	133	3591	57.8	91.7	
2/4	150	190	3581	78.0	94.7	
3/4	225	264	3571	83.9	95.2	
4/4	300	345	3561	85.8	95.0	
5/4	375	430	3549	86.6	94.4	
SPEED TORQUE						
		RPM	TORQUE % FULL LOAD	TORQUE LB.-FT.	AMPERES	
LOCKED ROTOR		0	144	635	1785	
PULL UP		2630	138	611	1500	
BREAKDOWN		3430	226	999	1038	
FULL LOAD		3561	100	442	345	
<p>AMPERES SHOWN FOR 460. VOLT CONNECTION. IF OTHER VOLTAGE CONNECTIONS ARE AVAILABLE, THE AMPERES WILL VARY INVERSELY WITH THE RATED VOLTAGE</p> <p>REMARKS: TYPICAL DATA EMASTER MOTOR</p>						
		DR. BY <u>J.J.HARRISON</u> CK. BY <u>G.R.WEBB</u> APP. BY <u>W.L.SMITH</u> DATE <u>05/10/02</u>			A-C MOTOR PERFORMANCE A44WG1571-R001 DATA ISSUE DATE 12/18/10	

REL S.O.
 FRAME 445TS
 HP 300
 TYPE P
 PHASE/HERTZ 3/60

RPM 3560
 VOLTS 460
 AMPS 345
 DUTY CONT
 AMB °C/INSUL 40/B

S.F. 1.15
 NEMA DESIGN B
 CODE LETTER E
 ENCLOSURE DP
 E/S 498563

ROTOR 418143013GE
 TEST S.O. TYPICAL DATA
 TEST DATE ---
 STATOR RES. @ 25 °C .0167
 OHMS (BETWEEN LINES)



AMPERES SHOWN FOR 460 VOLT CONNECTION, IF OTHER VOLTAGE CONNECTIONS ARE AVAILABLE, THE AMPERES WILL VARY INVERSELY WITH THE RATED VOLTAGE.



DR. BY J.J.HARRISON
 CK. BY G.R.WEBB
 APP. BY W.L.SMITH
 DATE 05/10/02

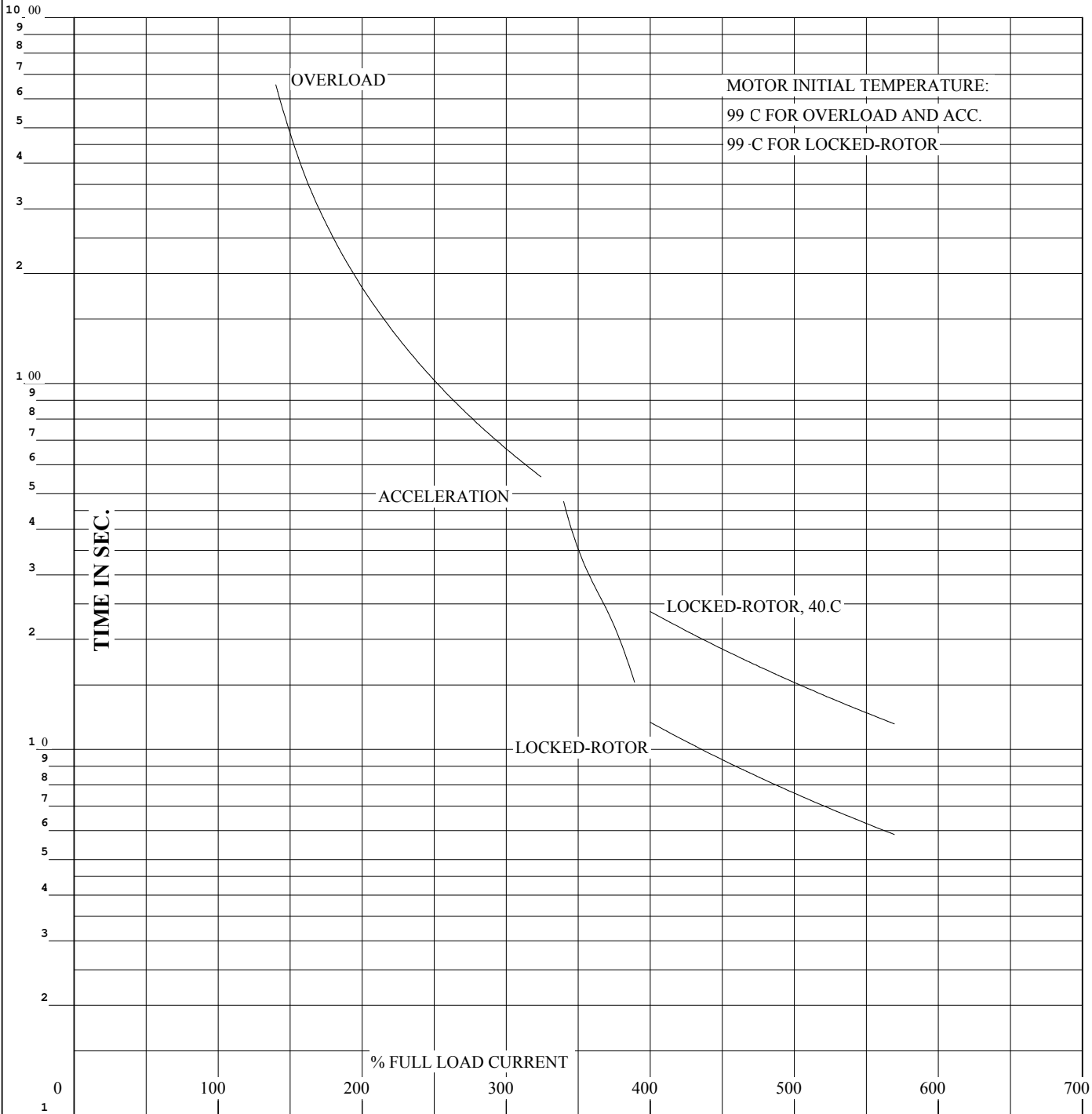
A-C MOTOR PERFORMANCE CURVES
 A44WG1571-R001
 ISSUE DATE 12/18/10

REL. S.O.
 FRAME 445TS
 HP 300
 TYPE P
 PHASE/HERTZ 3/60

RPM 3560
 VOLTS 460
 AMPS 345
 DUTY CONT
 AMB °C/INSUL 40/B

S.F. 1.15
 NEMA DESIGN B
 CODE LETTER E
 ENCLOSURE DP
 E/S 498563

ROTOR 418143013GE
 TEST S.O. TYPICAL DATA
 TEST DATE ---
 STATOR RES. @ 25 °C .0167
 OHMS (BETWEEN LINES)



THERMAL LIMIT CURVE

REMARKS: EMASTER MOTOR

AMPERES SHOWN FOR 460 VOLT CONNECTION, IF OTHER VOLTAGE CONNECTIONS ARE AVAILABLE, THE AMPERES WILL VARY INVERSELY WITH THE RATED VOLTAGE.



DR. BY J.J.HARRISON
 CK. BY G.R.WEBB
 APP. BY W.L.SMITH
 DATE 05/10/02

**A-C MOTOR
 PERFORMANCE CURVES** A44WG1571-R001
 ISSUE DATE 12/18/10