


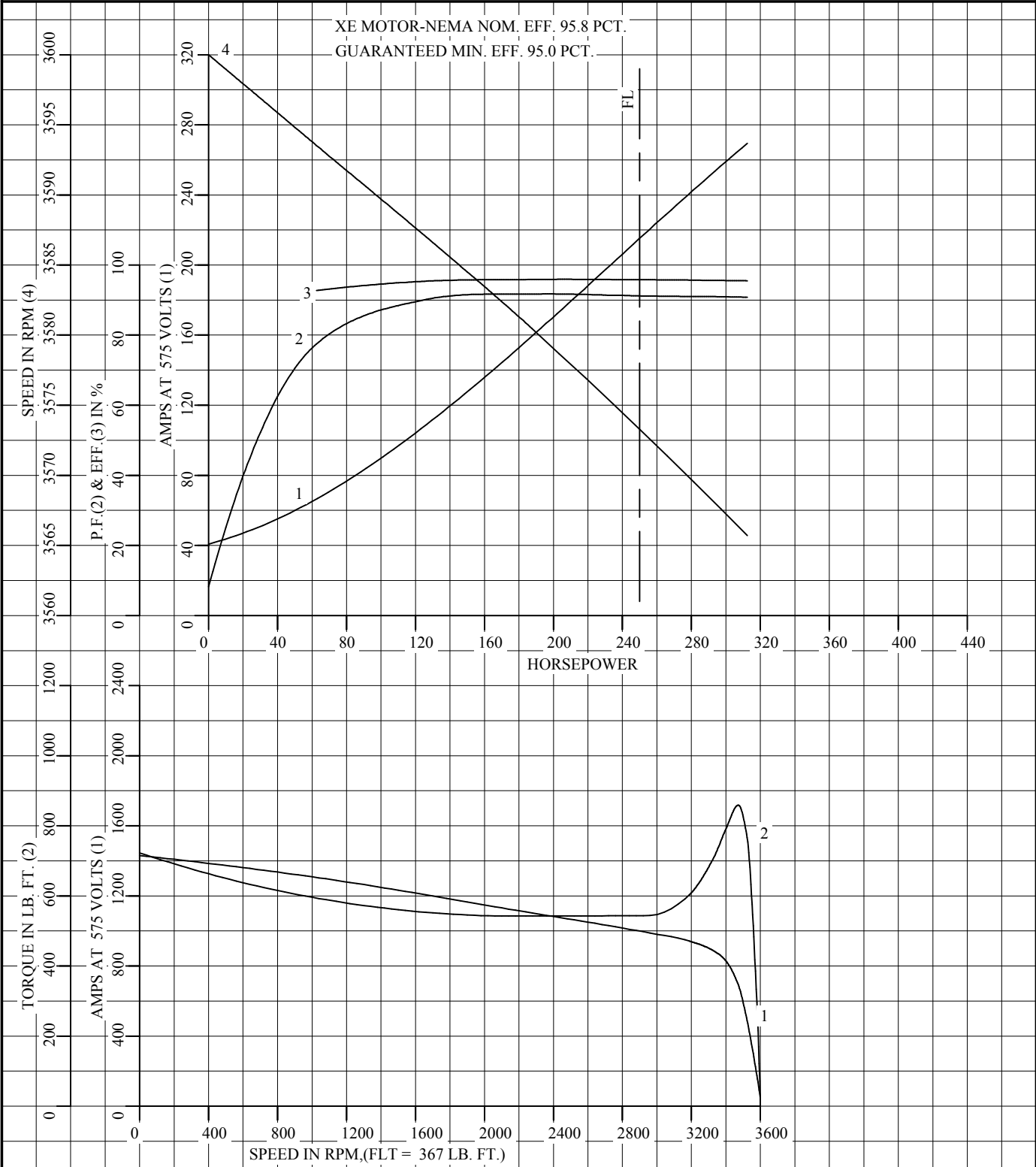
REL. S.O.	FRAME	HP	TYPE	PHASE/ HERTZ	RPM	VOLTS		
	449TS	250	P	3/60	3575	575		
AMPS	DUTY	AMB °C/ INSUL.	S.F.	NEMA DESIGN	CODE LETTER	ENCL.		
214	CONT	40/F	1.15	B	G	TEFC		
E/S	ROTOR	TEST S.O.	TEST DATE	STATOR RES.@25 °C OHMS (BETWEEN LINES)				
---	418143018CE	---	---	.0162				
PERFORMANCE								
LOAD	HP	AMPERES	RPM	% POWER FACTOR	% EFFICIENCY			
NO LOAD	0	41.2	3600	8.21	0			
1/4	62.5	65.2	3594	77.5	92.7			
2/4	125	109	3587	90.1	95.4			
3/4	188	160	3580	91.7	95.9			
4/4	250	214	3573	91.2	95.8			
5/4	313	270	3566	90.8	95.5			
SPEED TORQUE								
		RPM	TORQUE % FULL LOAD	TORQUE LB.-FT.	AMPERES			
LOCKED ROTOR		0	197	723	1430			
PULL UP		2200	148	542	1115			
BREAKDOWN		3472	234	859	692			
FULL LOAD		3573	100	367	214			
<p>AMPERES SHOWN FOR 575. VOLT CONNECTION. IF OTHER VOLTAGE CONNECTIONS ARE AVAILABLE, THE AMPERES WILL VARY INVERSELY WITH THE RATED VOLTAGE</p> <p>REMARKS: TYPICAL DATA XE MOTOR-NEMA NOM. EFF. 95.8 PCT. GUARANTEED MIN. EFF. 95.0 PCT.</p>								
		DR. BY	E.J.CHRISTIAN		A-C MOTOR PERFORMANCE A44WG5400-R001 DATA			
		CK. BY	W.L.SMITH				ISSUE DATE	06/20/18
		APP. BY	W.L.SMITH					
		DATE	02/09/18					

REL S.O.
 FRAME 449TS
 HP 250
 TYPE P
 PHASE/HERTZ 3/60

RPM 3575
 VOLTS 575
 AMPS 214
 DUTY CONT
 AMB °C/INSUL 40/F

S.F. 1.15
 NEMA DESIGN B
 CODE LETTER G
 ENCLOSURE TEFC
 E/S ---

ROTOR 418143018CE
 TEST S.O. TYPICAL DATA
 TEST DATE ---
 STATOR RES. @ 25 °C .0162
 OHMS (BETWEEN LINES)



AMPERES SHOWN FOR 575 VOLT CONNECTION, IF OTHER VOLTAGE CONNECTIONS ARE AVAILABLE, THE AMPERES WILL VARY INVERSELY WITH THE RATED VOLTAGE.



DR. BY E.J. CHRISTIAN
 CK. BY W.L. SMITH
 APP. BY W.L. SMITH
 DATE 02/09/18

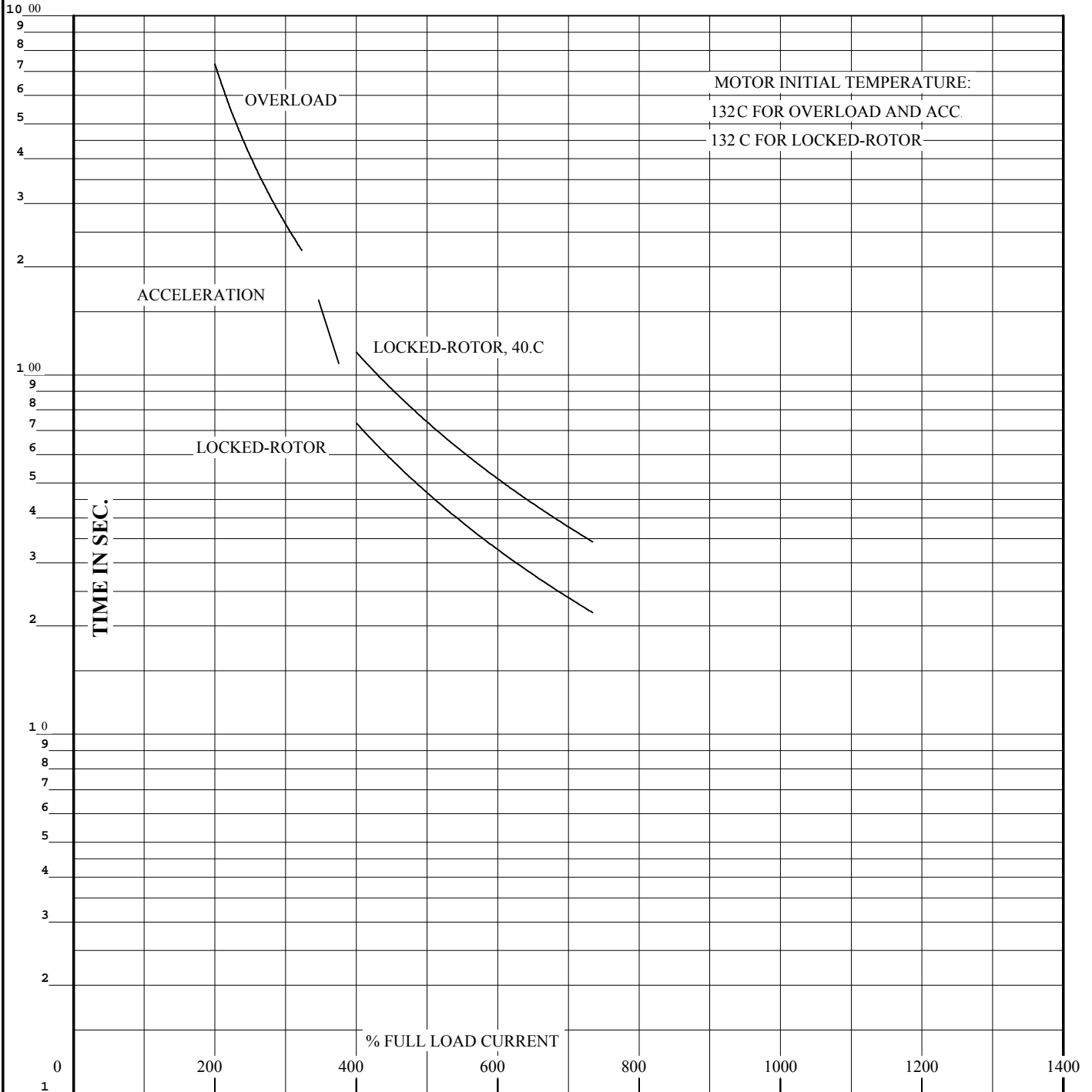
A-C MOTOR PERFORMANCE CURVES
 A44WG5400-R001
 ISSUE DATE 06/20/18

REL. S.O.
 FRAME 449TS
 HP 250
 TYPE P
 PHASE/HERTZ 3/60

RPM 3575
 VOLTS 575
 AMPS 214
 DUTY CONT
 AMB °C/INSUL 40/F

S.F. 1.15
 NEMA DESIGN B
 CODE LETTER G
 ENCLOSURE TEFC
 E/S ---

ROTOR 418143018CE
 TEST S.O. TYPICAL DATA
 TEST DATE ---
 STATOR RES.@ 25 °C.0162
 OHMS (BETWEEN LINES)



THERMAL LIMIT CURVE

REMARKS: XE MOTOR-NEMA NOM. EFF. 95.8 PCT.
 GUARANTEED MIN. EFF. 95.0 PCT.

AMPERES SHOWN FOR 575 VOLT CONNECTION, IF OTHER VOLTAGE CONNECTIONS ARE AVAILABLE, THE AMPERES WILL VARY INVERSELY WITH THE RATED VOLTAGE.



DR. BY E.JCHRISTIAN
 CK. BY W.L.SMITH
 APP. BY W.L.SMITH
 DATE 02/09/18

A-C MOTOR
 PERFORMANCE A44WG5400-R001
 CURVES ISSUE DATE 06/20/18