


REL. S.O.	FRAME	HP	TYPE	PHASE/ HERTZ	RPM	VOLTS
	449T	300	P	3/60	1785	460
AMPS	DUTY	AMB °C/ INSUL.	S.F.	NEMA DESIGN	CODE LETTER	ENCL.
334	CONT	40/F	1.15	B	G	TEFC
E/S	ROTOR	TEST S.O.	TEST DATE	STATOR RES. @25 °C OHMS (BETWEEN LINES)		
833164	418143050ZE	---	---	.0130		
PERFORMANCE						
LOAD	HP	AMPERES	RPM	% POWER FACTOR	% EFFICIENCY	
NO LOAD	0	89.8	1800	3.18	0	
1/4	75.1	130	1796	56.9	95.3	
2/4	150	187	1792	77.7	96.6	
3/4	225	257	1788	84.8	96.6	
4/4	300	334	1784	87.5	96.2	
5/4	375	416	1779	88.2	95.7	
SPEED TORQUE						
		RPM	TORQUE % FULL LOAD	TORQUE LB.-FT.	AMPERES	
LOCKED ROTOR		0	154	1358	2185	
PULL UP		342	146	1290	2073	
BREAKDOWN		1727	290	2564	1198	
FULL LOAD		1784	100	883	334	
<p>AMPERES SHOWN FOR 460. VOLT CONNECTION. IF OTHER VOLTAGE CONNECTIONS ARE AVAILABLE, THE AMPERES WILL VARY INVERSELY WITH THE RATED VOLTAGE</p> <p>REMARKS: TYPICAL DATA NEMA NOM. EFF. - 96.2% GUAR. MIN. EFF. - 95.4%</p>						
			DR. BY <u>J. J. HARRISON</u> CK. BY <u>T. G. KELATI</u> APP. BY <u>T. G. KELATI</u> DATE <u>06/03/10</u>		A-C MOTOR PERFORMANCE A44WG1556-R001 DATA ISSUE DATE 12/18/20	

REL S.O.

FRAME 449T

HP 300

TYPE P

PHASE/HERTZ 3/60

RPM 1785

VOLTS 460

AMPS 334

DUTY CONT

AMB °C/INSUL 40/F

S.F. 1.15

NEMA DESIGN B

CODE LETTER G

ENCLOSURE TEFC

E/S 833164

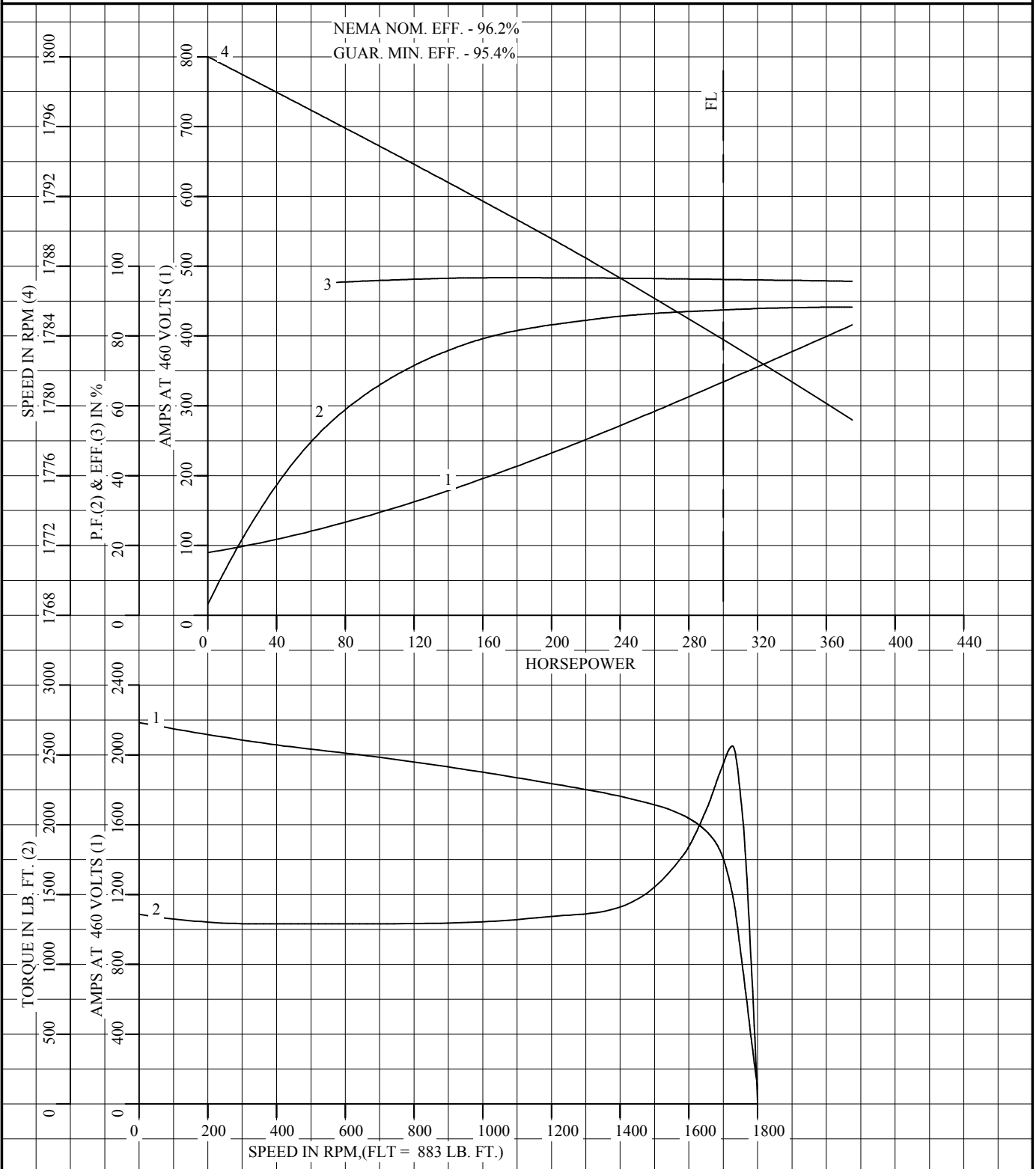
ROTOR 418143050ZE

TEST S.O. TYPICAL DATA

TEST DATE ---

STATOR RES. @ 25 °C .0130

OHMS (BETWEEN LINES)



AMPERES SHOWN FOR 460 VOLT CONNECTION, IF OTHER VOLTAGE CONNECTIONS ARE AVAILABLE, THE AMPERES WILL VARY INVERSELY WITH THE RATED VOLTAGE.



DR. BY J.J.HARRISON
 CK. BY T.G.KELATI
 APP. BY T.G.KELATI
 DATE 06/03/10

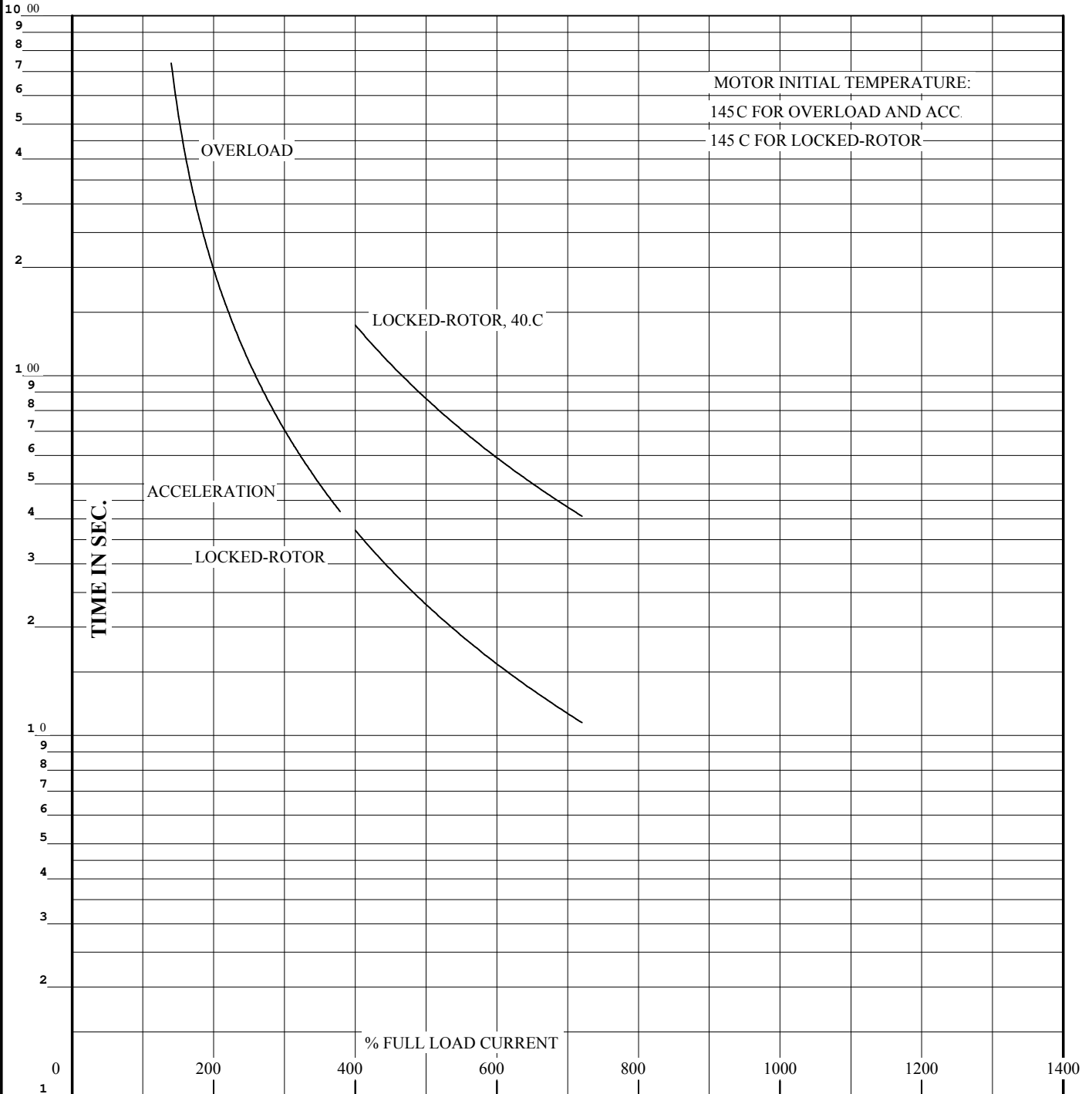
A-C MOTOR PERFORMANCE CURVES
 A44WG1556-R001
 ISSUE DATE 12/18/20

REL. S.O.
 FRAME 449T
 HP 300
 TYPE P
 PHASE/HERTZ 3/60

RPM 1785
 VOLTS 460
 AMPS 334
 DUTY CONT
 AMB °C/INSUL 40/F

S.F. 1.15
 NEMA DESIGN B
 CODE LETTER G
 ENCLOSURE TEFC
 E/S 833164

ROTOR 418143050ZE
 TEST S.O. TYPICAL DATA
 TEST DATE ---
 STATOR RES. @ 25 °C .0130
 OHMS (BETWEEN LINES)



THERMAL LIMIT CURVE

REMARKS:
 NEMA NOM. EFF. - 96.2%
 GUAR. MIN. EFF. - 95.4%

AMPERES SHOWN FOR 460 VOLT CONNECTION, IF OTHER VOLTAGE CONNECTIONS ARE AVAILABLE, THE AMPERES WILL VARY INVERSELY WITH THE RATED VOLTAGE.



DR. BY J.J.HARRISON
 CK. BY T.G.KELATI
 APP. BY T.G.KELATI
 DATE 06/03/10

A-C MOTOR PERFORMANCE CURVES
A44WG1556-R001
 ISSUE DATE 12/18/20