ABB BALDOR RELIANCE

Customer information packet

CEDM3613T

5HP, 3450RPM, 3PH, 60HZ, 184TC, 3630M, TEFC, F1
Class - None
Division - Not Applicable

Copyright © All product information within this document is subject to ABB Motors and Mechanical Inc. copyright © protection, unless otherwise noted.
11/24/2026 9:14:13 PM

Specifications

Enclosure	TEFC
Frame	184TC
Frame Material	Steel
Frequency	60.00 Hz
Haz Area Class and Group	None
Haz Area Division	Not Applicable
Motor Letter Type	Three Phase
Output @ Frequency	5.000 HP @ 60 HZ
Phase	3
Synchronous Speed @ Frequency	3600 RPM @ 60 HZ
Voltage @ Frequency	460.0 V @ 60 HZ
	230.0 V @ 60 HZ
Agency Approvals	CCSA US
	CSA EEV
	NEMA PREMIUM
	NEMA_PREMIUM
	UR
Ambient Temperature	40 °C
Auxiliary Box	NO AUXILLARY BOX
Auxiliary Box Lead Termination	None
Base Indicator	Rigid
Bearing Grease Type	Polyrex EM (-20F +300F)
Blower	None
Constant Torque Speed Range	6
Current @ Voltage	5.900 A @ 460.0 V
	12.600 A @ 208.0 V
	11.800 A @ 230.0 V
Design Code	A
Drip Cover	No Drip Cover
Duty Rating	CONT
Efficiency @ 100% Load	88.5 %
Electrically Isolated Bearing	Not Electrically Isolated

Part Detail

Revision	G
Type	AC
Mech. spec.	36Q736
Base	
Status	PRD/A
Elec. spec.	36WGS042
Layout	36LYQ736
Eff. date	06-24-2021
CD Diagram	CD0005
Poles	02
Leads	9#16
Proprietary	False
Created date	04-22-2016

Feedback Device	NO FEEDBACK
Front Face Code	Standard
Front Shaft Indicator	None
Heater Indicator	No Heater
High Voltage Full Load Amps	5.9 a
Insulation Class	F
Inverter Code	Inverter Duty
KVA Code	L
Lifting Lugs	No Lifting Lugs
Locked Bearing Indicator	Locked Bearing
Max Speed	5400 rpm
Motor Lead Exit	Ko Box
Motor Lead Quantity/Wire Size	9 @ 16 AWG
Motor Lead Termination	Flying Leads
Motor Standards	NEMA
Motor Type	3630M
Mounting Arrangement	F1
Number of Poles	2
Overall Length	16.60 IN
Power Factor	91
Product Family	Dirty Duty Plus
Pulley End Bearing Type	Ball
Pulley Face Code	C-Face
Pulley Shaft Indicator	Standard
Rodent Screen	None
Service Factor	1.15
Shaft Diameter	1.125 IN
Shaft Extension Location	Pulley End
Shaft Ground Indicator	No Shaft Grounding
Shaft Rotation	Reversible
Shaft Slinger Indicator	No Slinger
Speed	3450 rpm
Speed Code	Single Speed
Starting Method	Direct on line

Thermal Device - Bearing	None
Thermal Device - Winding	None
Vibration Sensor Indicator	No Vibration Sensor
Winding Thermal 1	None
Winding Thermal 2	None

Nameplate

NP3504								
CAT NO	CEDM3613T							
SPEC.	36Q736S042G1			**ENCL**	TEFC			
FRAME	184TC	**HP**	5					
VOLTS	230/460							
FLA	11.8/5.9			**I.P.**	56			
RPM	3450	**RPM MAX**	5400					
HZ	60	**PH**	3	**CLASS**	F			
SER.F.	1.15	**DES**	A	**CC**	010A			
NEMA-NOM-EFF	88.5							
RATING	40C AMB-CONT							
DE BRG	6206	**ODE BRG**	6205					
GREASE	POLYREX EM							
C HP FR	60	**C HP TO**	90					
CT HZ FROM	6	**CT HZ TO**	60	**VT HZ FROM**	6	**VT HZ TO**	60	
SER.NO								
	50C AT 1.0 SF							

Parts List

Part number	Description	Quantity
SA319792	SA 36Q736S042G1	1.000 ea
RA307500	RA 36Q736S042G1	1.000 ea
36CB1000A02E	CONDUIT BOX .75 NPT @ 6:00 W/ECOATED	1.000 ea
37GS1005	GASKET - CONDUT BOX 37 FRAME .125 THK NE	1.000 ea
51XB1016A10	10-16X 5/8HXWSSLD SERTYB	2.000 ea
11XW1032G06	10-32 X .38, TAPTITE II, HEX WSHR SLTD U	1.000 ea
HW3001B01	BRASS CUP WASHER, FOR #10 SCREW	1.000 ea
36EP1101D82EP5	FRONT TEFC 205 BRG	1.000 ea
HA4054	SHORT T-DRAIN FITTING, .125" N.P.T.	1.000 ea
HW4500S33	1/8 NPT STAINLESS #304 SS PLUG	3.000 ea
HW4606A02	JM CLIPPER/SEAL (LWE-0938-1624-AL23)	1.000 ea
HW5100A05	WVY WSHR F/205 & 304 BRGS	1.000 ea
36EP1300B13E	PULLEY 182-4TC ENCL 206 BRG	1.000 ea
HA4054	SHORT T-DRAIN FITTING, .125" N.P.T.	1.000 ea
HW4500S33	1/8 NPT STAINLESS #304 SS PLUG	3.000 ea
HW4606A03	JM CLIPPER/SEAL (LWE-1156-1875-AL44)	1.000 ea
10XN2520S26	1/4-20X 1 5/8 HEX HD SS	4.000 ea
36FH4010EP5	FH - POWDER COAT PRIMER 5 MILS	1.000 ea
10XN1032S08	10-32X1/2 HEX HEAD S STL	3.000 ea
36CB4518E	36 LIPPED CB LID E-COATING	1.000 ea
37GS1003	1/16 NEOPRENE GASKET-BLACK, CONDUIT BOX	1.000 ea
59XW0832S07	TAPTITE II,HEX WSHR UNSLTD SER,410 S.S.,	4.000 ea
HW2502E16	#303 SS,SQ KEY 1/4 X 1.750	1.000 ea
HA7000A02	KEY RETAINER RING, 1 1/8 DIA, 1 3/8 DIA	1.000 ea
MJ5001A02	732 CL SEALANT 3 OZ DIXIE BEARING 289100	0.001 ea
85XU0407S04	4X1/4 U DRIVE PIN STAINLESS	2.000 ea
LB1164	LABEL,WARNING AND DRAIN	1.000 ea
MJ5001A23	P.D. GEORGE B-276 AIR DRY VARNISH	0.001 ga
LB1000	LABEL, DIRTY DUTY	1.000 ea
WD1000D21	TRM,T&B #B71M,RING,18-14,.25,NON-INSL	9.000 ea
MJ1000A02	GREASE, POLYREX EM EXXON	0.050 lb

MG1500Y02	WILKOPON PRIMER YELLOW	0.010 ga
MG1025L01	WILKOFAST FD, 786.04, BLACK	0.010 ga
36FN3000A01SP	EXFN, PLASTIC, 7.00 OD, .912 ID	1.000 ea
51XB1214A16	12-14X1.00 HXWSSLD SERTYB	1.000 ea
HA3101S25	THRUBOLT 1/4-20 X 11.00	4.000 ea
LC0005	CONN.DIA.,TY M,9-LD,DUAL VOLT,REVERSING	1.000 ea
NP3504	SS DIRTY DUTY PLUS,INV,CURUS EEV,NEMA PR	1.000 ea
36PA1001	PKG GRP, PRINT PK1017A07	1.000 ea
MN416A01	TAG-INSTAL-MAINT no wire (2500 bx)11/25	1.000 ea

AC Induction Motor Performance Data
Record # 55773
Typical performance - not guaranteed values

Winding: 36WGS042-R054	**Type:** 3630M	**Enclosure:** TEFC

Nameplate Data				**460 V, 60 Hz: High Voltage Connection**	
Rated Output (HP)			5	**Full Load Torque**	7.67 LB-FT
Volts			230/460	**Start Configuration**	direct on line
Full Load Amps			11.8/5.9	**Breakdown Torque**	33.7 LB-FT
R.P.M.			3450	**Pull-up Torque**	23.5 LB-FT
Hz	60	**Phase**	3	**Locked-rotor Torque**	27.5 LB-FT
NEMA Design Code	A	**KVA Code**	L	**Starting Current**	57.2 A
Service Factor (S.F.)			1.15	**No-load Current**	1.68 A
NEMA Nom. Eff.	88.5	**Power Factor**	91	**Line-line Res. @ 25ºC**	2.3313 Ω
Rating - Duty			40C AMB-CONT	**Temp. Rise @ Rated Load**	72°C
S.F. Amps				**Temp. Rise @ S.F. Load**	89°C
				Locked-rotor Power Factor	45.1
				Rotor inertia	0.134 LB-FT2

Load Characteristics 460 V, 60 Hz, 5 HP

% of Rated Load	**25**	**50**	**75**	**100**	**125**	**150**	**S.F.**
Power Factor	62	81	88	91	93	93	92
Efficiency	84.2	88.9	89.4	88.6	87.3	85.6	87.8
Speed	3568.7	3537.4	3504.2	3465.8	3428.2	3385	3443
Line amperes	2.24	3.26	4.47	5.85	7.26	8.8	6.7

ABB Motors and Mechanical Inc.

WINDING # 36WGS042

5 HP 3 PH 60 HZ 3450 RPM 460 V 3630M

Typical performance - not guaranteed values.

TORQUES(LB-FT): PO=33.7 PU=23.5 LR=27.5 LRA=57.2

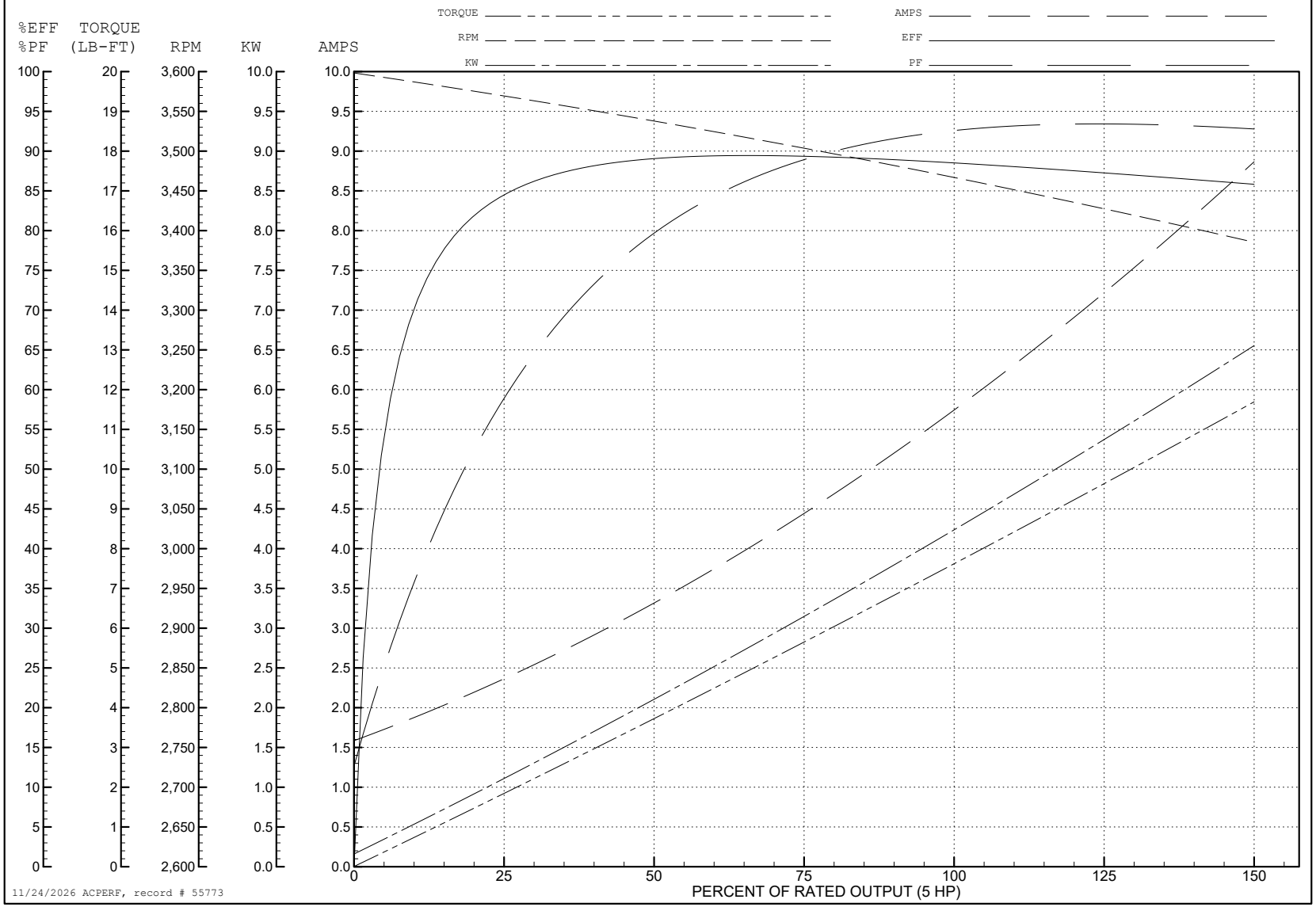

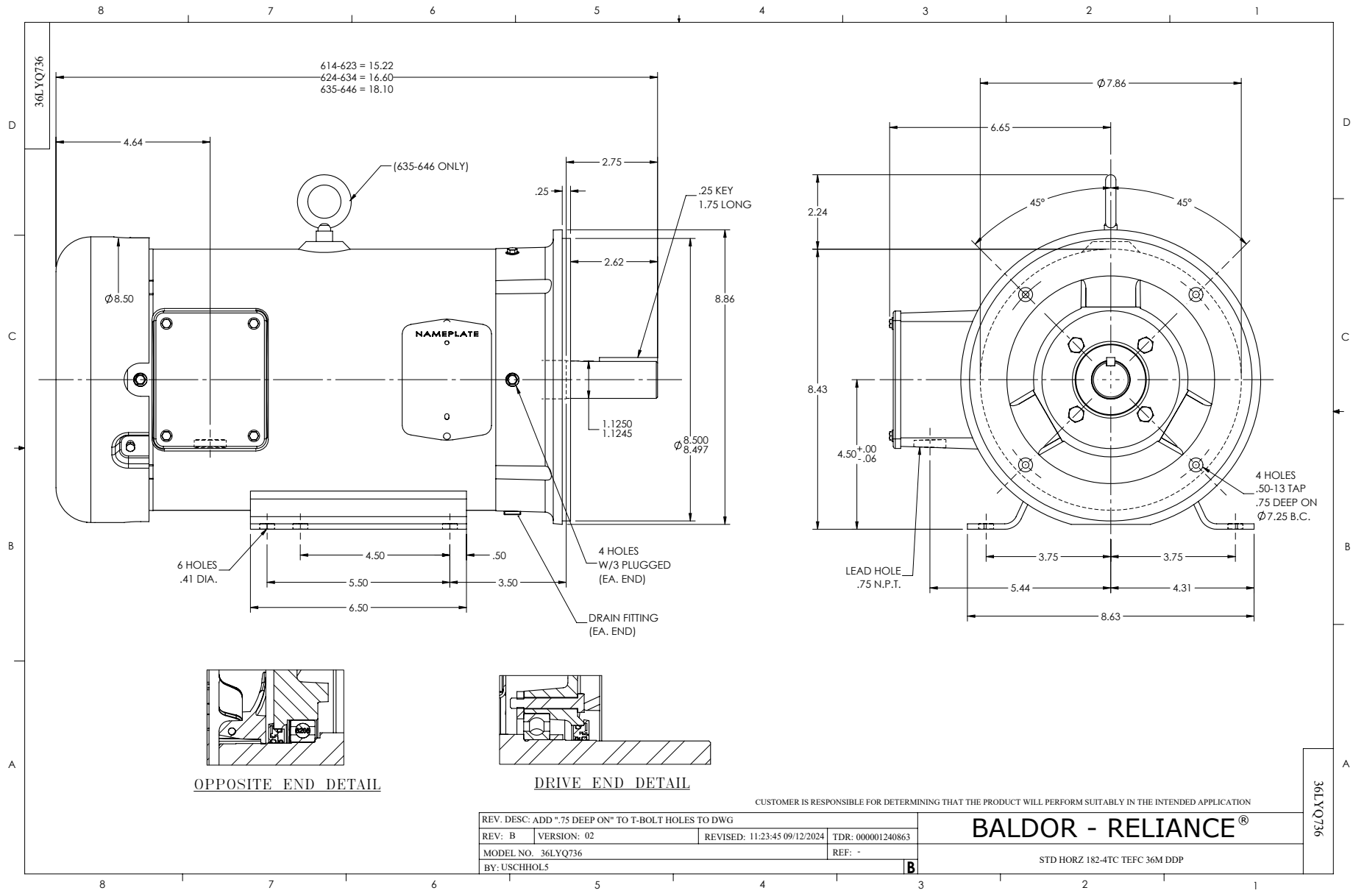
36LYQ736
614-623 = 15.22
624-634 = 16.60
635-646 = 18.10
4.64
(635-646 ONLY)
2.75
.25
.25 KEY
1.75 LONG
2.62
8.86
Ø8.50
NAMEPLATE
1.1250
1.1245
Ø 8.500
8.497
6 HOLES
.41 DIA.
4.50
.50
5.50
3.50
6.50
4 HOLES
W/3 PLUGGED
(EA. END)
DRAIN FITTING
(EA. END)
Ø7.86
6.65
2.24
45°
45°
8.43
4.50 +.00 -.06
4 HOLES
.50-13 TAP
.75 DEEP ON
Ø7.25 B.C.
LEAD HOLE
.75 N.P.T.
3.75
3.75
5.44
4.31
8.63
OPPOSITE END DETAIL
DRIVE END DETAIL
CUSTOMER IS RESPONSIBLE FOR DETERMINING THAT THE PRODUCT WILL PERFORM SUITABLY IN THE INTENDED APPLICATION
REV. DESC: ADD ".75 DEEP ON" TO T-BOLT HOLES TO DWG
REV: B
VERSION: 02
REVISED: 11:23:45 09/12/2024
TDR: 000001240863
MODEL NO. 36LYQ736
REF: -
BY: USCHHOL5
B
BALDOR - RELIANCE®
STD HORZ 182-4TC TEFC 36M DDP
36LYQ736

CD0005

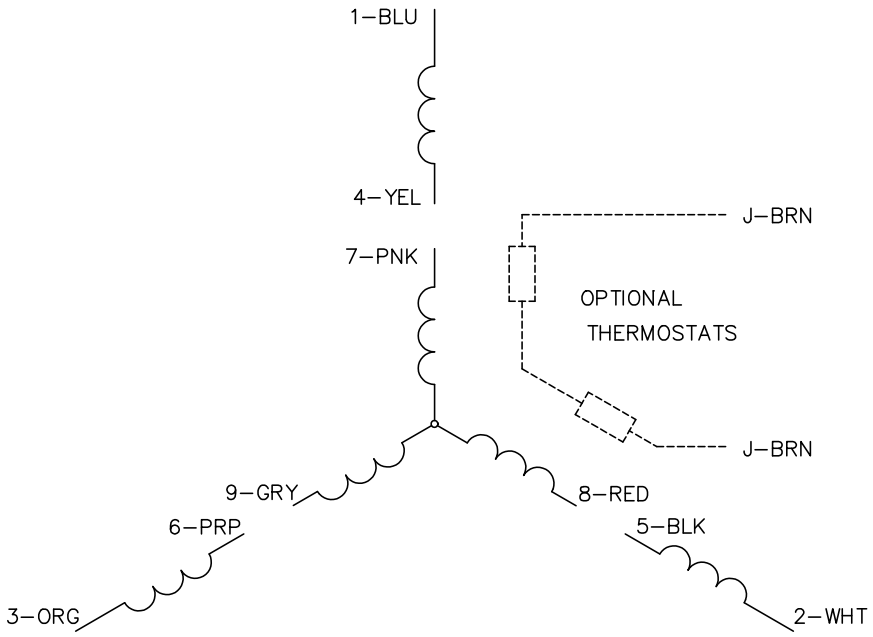

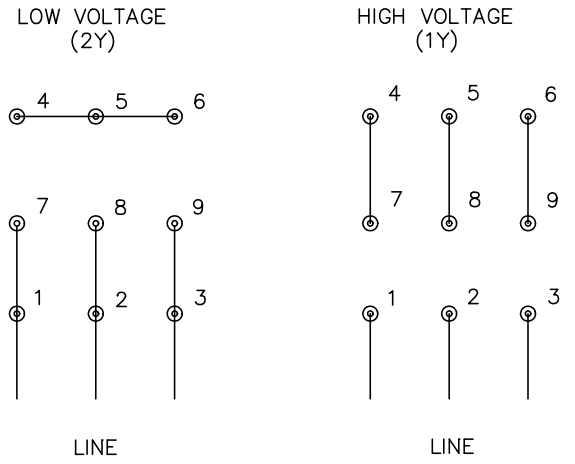

NOTES:

1. INTERCHANGE ANY TWO LINE LEADS TO REVERSE ROTATION.
2. OPTIONAL THERMOSTATS ARE PROVIDED WHEN SPECIFIED.
3. ACTUAL NUMBER OF INTERNAL PARALLEL CIRCUITS MAY BE A MULTIPLE OF THOSE SHOWN ABOVE.
4. LEAD COLORS ARE OPTIONAL. LEADS MUST ALWAYS BE NUMBERED AS SHOWN.

CD0005

REV. DESC: REVISE TO SHOW OPTIONAL COLORS			BALDOR ELECTRIC Co.
REV. LTR: E	BY: JLP	REVISED: 01/19/99 10:15	TDR: 0171435
CD0005		FILE: AAA00005140	MDL: –
		MTL: –	3PH, DV, 9 LEADS