ABB BALDOR RELIANCE

Customer information packet

CEM3660T-5

3HP, 3460RPM, 3PH, 60HZ, 182TC, 0619M, TEFC, F1
Class - None
Division - Not Applicable

Copyright © All product information within this document is subject to ABB Motors and Mechanical Inc. copyright © protection, unless otherwise noted.
11/28/2026 1:21:38 PM

Specifications

Enclosure	TEFC
Frame	182TC
Frame Material	Iron
Frequency	60.00 Hz
Haz Area Class and Group	None
Haz Area Division	Not Applicable
Motor Letter Type	Three Phase
Output @ Frequency	3.000 HP @ 60 HZ
Phase	3
Synchronous Speed @ Frequency	3600 RPM @ 60 HZ
Voltage @ Frequency	575.0 V @ 60 HZ
Agency Approvals	NEMA PREMIUM CURUSEEV NEMA PREMIUM (OLD LOGO)
Ambient Temperature	40 °C
Auxiliary Box	NO AUXILLARY BOX
Auxiliary Box Lead Termination	None
Base Indicator	Rigid
Bearing Grease Type	Polyrex EM (-20F +300F)
Blower	None
Current @ Voltage	3.000 A @ 575.0 V
Design Code	B
Drip Cover	No Drip Cover
Duty Rating	CONT
Efficiency @ 100% Load	86.5 %
Electrically Isolated Bearing	Not Electrically Isolated
Feedback Device	NO FEEDBACK
Front Face Code	Standard
Front Shaft Indicator	None
Heater Indicator	No Heater
High Voltage Full Load Amps	3.0 a
Insulation Class	F

Part Detail

Revision	P
Type	AC
Mech. spec.	06F057
Base	
Status	PRD/A
Elec. spec.	06WGX177
Layout	06LYF057
Eff. date	02-26-2025
CD Diagram	CD0006
Poles	02
Leads	3#16
Proprietary	False
Created date	04-26-2010

Inverter Code	Not Inverter
KVA Code	K
Lifting Lugs	Standard Lifting Lugs
Locked Bearing Indicator	Locked Bearing
Motor Lead Exit	Ko Box
Motor Lead Quantity/Wire Size	3 @ 16 AWG
Motor Lead Termination	Flying Leads
Motor Standards	NEMA
Motor Type	0618M
Mounting Arrangement	F1
Number of Poles	2
Overall Length	15.98 IN
Power Factor	87
Product Family	General Purpose
Pulley End Bearing Type	Ball
Pulley Face Code	C-Face
Pulley Shaft Indicator	Standard
Rodent Screen	None
RoHS Status	ROHS COMPLIANT
Service Factor	1.15
Shaft Diameter	1.125 IN
Shaft Extension Location	Pulley End
Shaft Ground Indicator	No Shaft Grounding
Shaft Rotation	Reversible
Shaft Slinger Indicator	No Slinger
Speed	3460 rpm
Speed Code	Single Speed
Starting Method	Direct on line
Thermal Device - Bearing	None
Thermal Device - Winding	None
Vibration Sensor Indicator	No Vibration Sensor
Winding Thermal 1	None
Winding Thermal 2	None

Nameplate

NP3441L									
CAT.NO.	CEM3660T-5								
SPEC.	06F057X177G1								
HP	3								
VOLTS	575								
AMP	3								
RPM	3460								
FRAME	182TC	**HZ**	60				**PH**	3	
SER.F.	1.15	**CODE**	K	**DES**	B	**CL**	F		
NEMA-NOM-EFF	86.5	**PF**	87						
RATING	40C AMB-CONT								
CC	010A								
DE	6206	**ODE**	6205						
ENCL	TEFC	**SN**							
VPWM INVERTER READY									
CT6-60H(10:1)VT3-60H(20:1									

Parts List

Part number	Description	Quantity
SA199157	SA 06F057X177G1	1.000 ea
RA186496	RA 06F057X177G1	1.000 ea
34FN3002B02	EXTERNAL FAN, PLASTIC, .905/.907 HUB W/	1.000 ea
HW3201A05	3/8-16 EYEBOLT	1.000 ea
06CB3000	BALDOR CONDUIT BOX CAST	1.000 ea
06GS1000	GASKET,CONDUIT BOX	1.000 ea
51XW2520A12	SCREW, HEX SER SLT HD, ZN, 1/4-20 X .75	2.000 ea
11XW1032G06	10-32 X .38, TAPTITE II, HEX WSHR SLTD U	1.000 ea
HW3001B01	BRASS CUP WASHER, FOR #10 SCREW	1.000 ea
36EP1101A21	FR ENDPLATE, MACH	1.000 ea
HW4500A01	1641B(ALEMITE)400 UNIV, GREASE FITT	1.000 ea
HW4500A17	317400 ALEMITE GREASE RELIEF	1.000 ea
HW5100A05	WVY WSHR F/205 & 304 BRGS	1.000 ea
36EP1300A13	PU ENDPLATE, MACH	1.000 ea
HW4500A01	1641B(ALEMITE)400 UNIV, GREASE FITT	1.000 ea
HW4500A17	317400 ALEMITE GREASE RELIEF	1.000 ea
10XN2520A26	1/4-20X 1 5/8 HEX HD	4.000 ea
HW1001A25	LOCKWASHER 1/4, ZINC PLT .493 OD, .255 I	4.000 ea
HA3101A34	THRUBOLT- 1/4-20 X 10.375	4.000 ea
51XB1214A16	12-14X1.00 HXWSSLD SERTYB	1.000 ea
36FH4009A31	IEC FH W/GREASER & SPL NOTCH, W/ PRIMER	1.000 ea
51XW1032A06	10-32 X .38, TAPTITE II, HEX WSHR SLTD S	3.000 ea
06CB3500	BALDOR CONDUIT BOX LID	1.000 ea
06GS1001	BALDOR CONDUIT BOX GASKET	1.000 ea
51XW2520A12	.25-20 X .75, TAPTITE II, HEX WSHR SLTD	2.000 ea
HW2501E16	KEY, 1/4 SQ X 1.750	1.000 ea
HA7000A02	KEY RETAINER RING, 1 1/8 DIA, 1 3/8 DIA	1.000 ea
85XU0407S04	4X1/4 U DRIVE PIN STAINLESS	2.000 ea
LB1624	COMBINED WARNING LABEL, ISO/ANSI PICTOGR	1.000 ea
MJ1000A02	GREASE, POLYREX EM EXXON	0.050 lb
MG1050Y01	CELEROL BALDOR GOLD *5 GALLON BUCKET*	0.028 ga

LC0006	CONNECTION LABEL	1.000 ea
NP3441L	ALUM SUPER-E VPWM INVERTER READY UL EEV	1.000 ea
36PA1001	PKG GRP, PRINT PK1017A07	1.000 ea
MN416A01	TAG-INSTAL-MAINT no wire (2500 bx)11/25	1.000 ea
FE-0000001	ZRTG FE ASSEMBLY	1.000 ea
PE-0000001	ZRTG PE ASSEMBLY	1.000 ea

AC Induction Motor Performance Data
Record # 31006
Typical performance - not guaranteed values

Winding: 06WGX177-R001	**Type:** 0618M	**Enclosure:** TEFC

Nameplate Data				**575 V, 60 Hz: Single Voltage Motor**	
Rated Output (HP)			3	**Full Load Torque**	4.51 LB-FT
Volts			575	**Start Configuration**	direct on line
Full Load Amps			3	**Breakdown Torque**	27.3 LB-FT
R.P.M.			3460	**Pull-up Torque**	9.75 LB-FT
Hz	60	**Phase**	3	**Locked-rotor Torque**	12.8 LB-FT
NEMA Design Code	B	**KVA Code**	K	**Starting Current**	24.6 A
Service Factor (S.F.)			1.15	**No-load Current**	1.39 A
NEMA Nom. Eff.	86.5	**Power Factor**	87	**Line-line Res. @ 25ºC**	8.42 Ω
Rating - Duty			40C AMB-CONT	**Temp. Rise @ Rated Load**	43°C
S.F. Amps				**Temp. Rise @ S.F. Load**	53°C
				Locked-rotor Power Factor	56.7
				Rotor inertia	0.0795 LB-FT2

Load Characteristics 575 V, 60 Hz, 3 HP

% of Rated Load	**25**	**50**	**75**	**100**	**125**	**150**	**S.F.**
Power Factor	44	67	79	85	89	90	88
Efficiency	81.1	86.9	87.9	87.3	86	84	85.8
Speed	3569	3540	3508	3472	3436	3390	3453
Line amperes	1.53	1.89	2.4	3	3.64	4.39	3.48

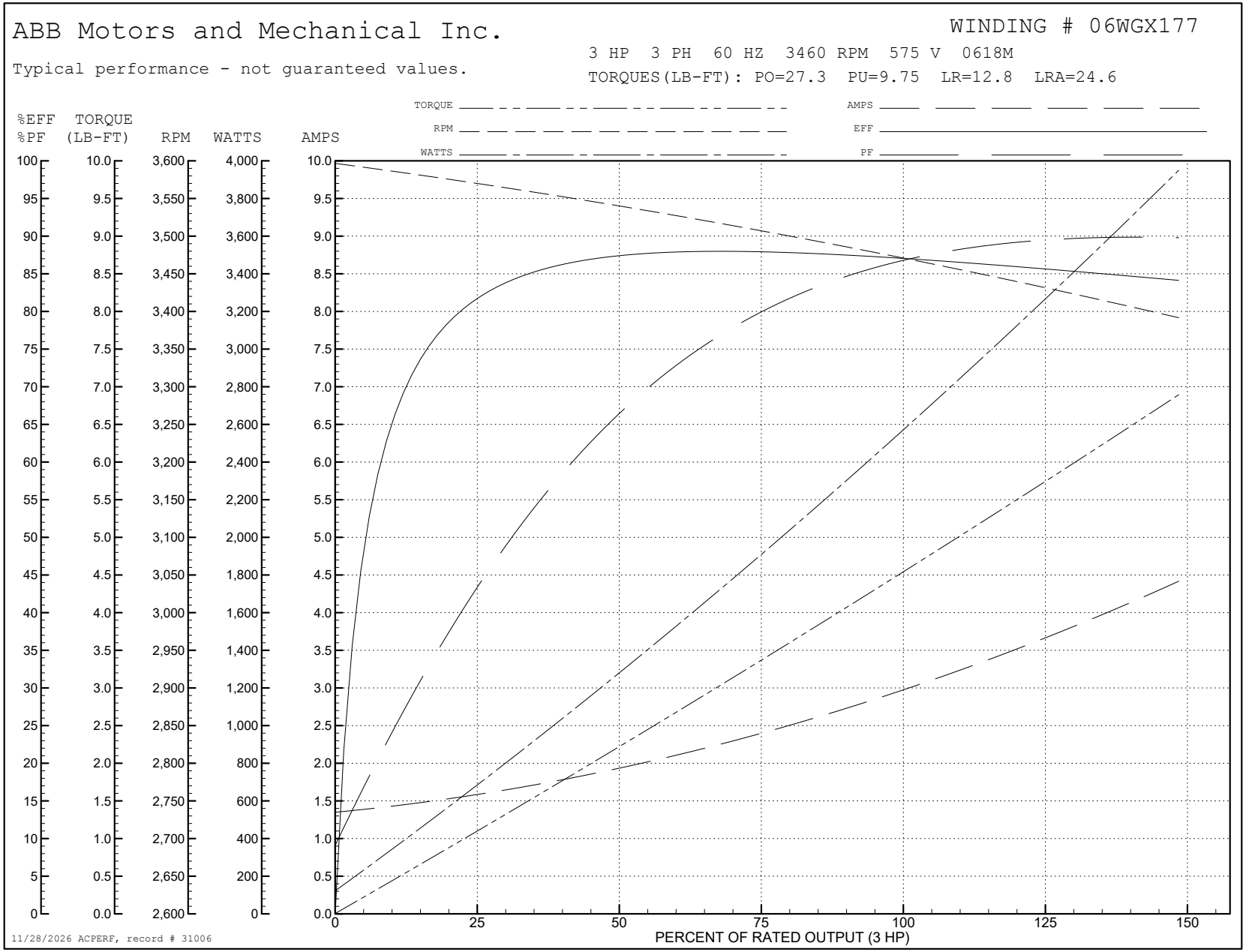
ABB Motors and Mechanical Inc.
WINDING # 06WGX177
Typical performance - not guaranteed values.
3 HP 3 PH 60 HZ 3460 RPM 575 V 0618M
TORQUES(LB-FT): PO=27.3 PU=9.75 LR=12.8 LRA=24.6
TORQUE
RPM
WATTS
AMPS
EFF
PF
%EFF %PF
TORQUE (LB-FT)
RPM
WATTS
AMPS
PERCENT OF RATED OUTPUT (3 HP)
11/28/2026 ACPERF, record # 31006

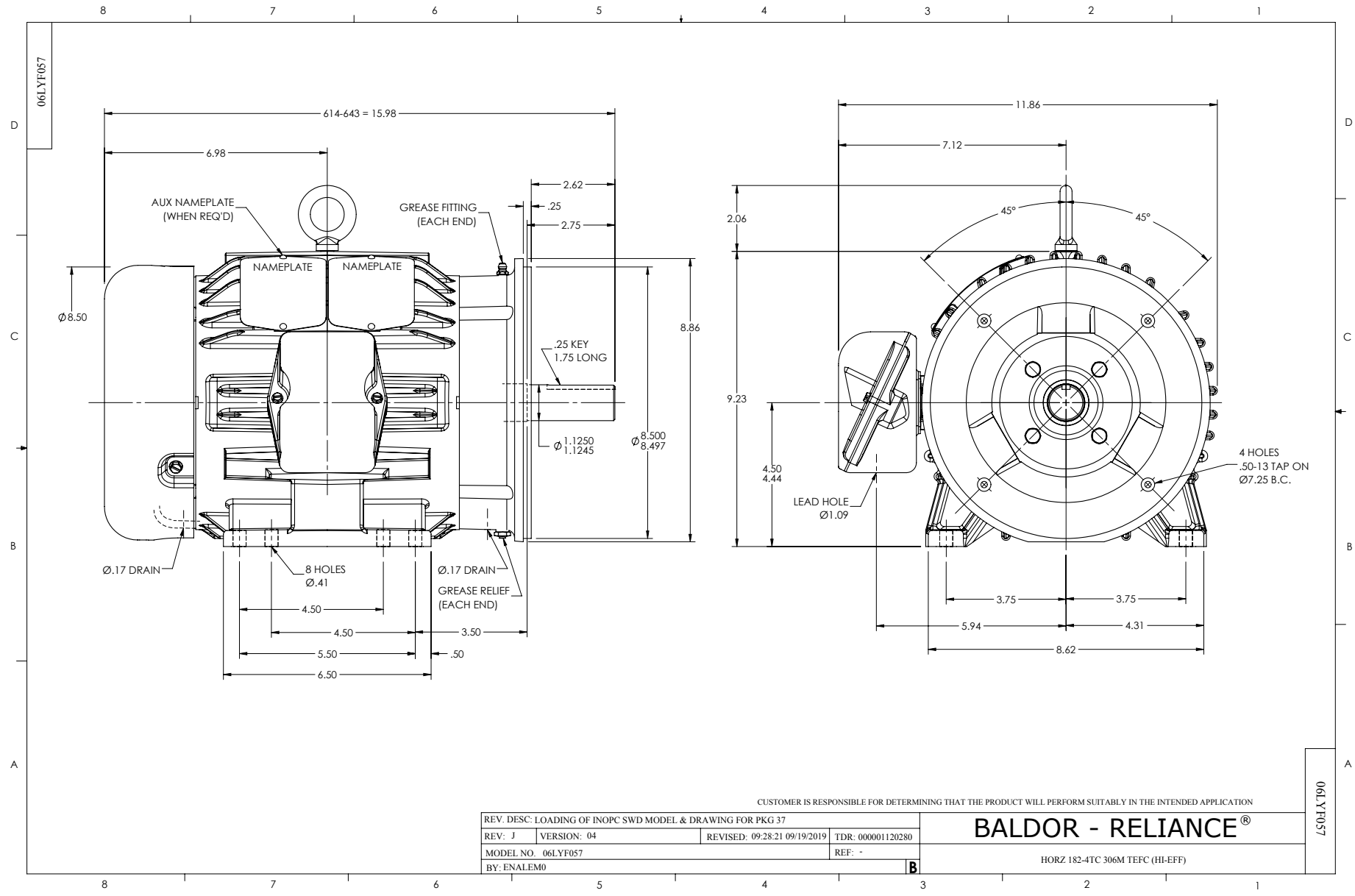
06LYF057
614-643 = 15.98
6.98
AUX NAMEPLATE (WHEN REQ'D)
GREASE FITTING (EACH END)
2.62
.25
2.75
NAMEPLATE
NAMEPLATE
Ø8.50
8.86
.25 KEY
1.75 LONG
Ø 1.1250
1.1245
Ø 8.500
8.497
Ø.17 DRAIN
8 HOLES
Ø.41
Ø.17 DRAIN
GREASE RELIEF (EACH END)
4.50
4.50
3.50
5.50
.50
6.50
11.86
7.12
2.06
45°
45°
9.23
4.50
4.44
LEAD HOLE
Ø1.09
4 HOLES
.50-13 TAP ON
Ø7.25 B.C.
3.75
3.75
5.94
4.31
8.62
CUSTOMER IS RESPONSIBLE FOR DETERMINING THAT THE PRODUCT WILL PERFORM SUITABLY IN THE INTENDED APPLICATION
REV. DESC: LOADING OF INOPC SWD MODEL & DRAWING FOR PKG 37
REV: J
VERSION: 04
REVISED: 09:28:21 09/19/2019
TDR: 000001120280
MODEL NO. 06LYF057
REF: -
BY: ENALEM0
B
BALDOR - RELIANCE®
HORZ 182-4TC 306M TEFC (HI-EFF)
06LYF057

CD0006

TYPICAL WYE–CONNECTED MOTOR

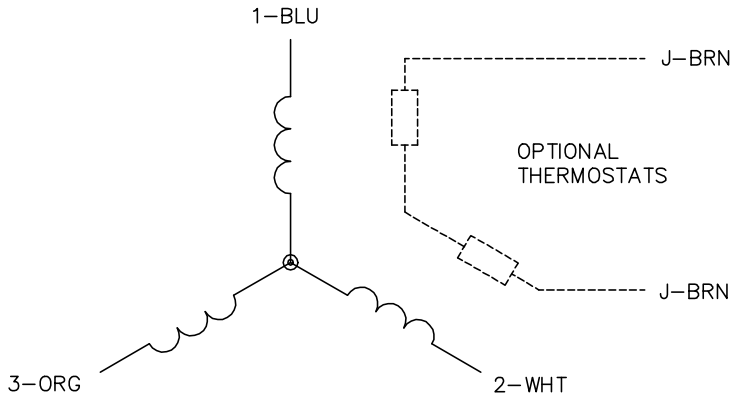

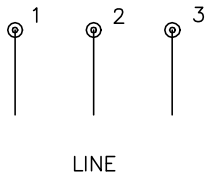

TYPICAL DELTA–CONNECTED MOTOR

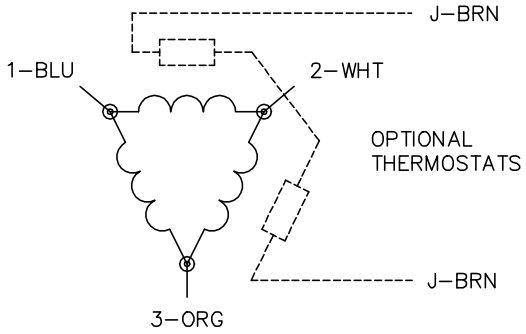

NOTES:

1. THREE LEAD MOTOR MAY BE EITHER WYE CONNECTED OR DELTA CONNECTED.
2. INTERCHANGE ANY TWO LINE LEADS TO REVERSE ROTATION.
3. OPTIONAL THERMOSTATS ARE PROVIDED WHEN SPECIFIED.
4. ACTUAL NUMBER OF INTERNAL PARALLEL CIRCUITS MAY VARY.
5. LEAD COLORS ARE OPTIONAL. LEADS MUST BE NUMBERED AS SHOWN.

CD0006

REV. DESC: ADD CLASS CONN00000007			BALDOR - RELIANCE®
REV. LTR: E	VERSION: 01	TDR: 000001099922	
FILE: \AAA\00005\141	REVISED: 10:24:49 02/19/2019	BY: ENBRIR0	3PH, SV, 3 LEADS, WYE OR DELTA CONNECTED
MTL: –			SH 1 of 1