ABB BALDOR RELIANCE

Customer information packet

CESWDM3555T

2HP, 3450RPM, 3PH, 60HZ, 145TC, 3532M, TEFC, F1
Class - None
Division - Not Applicable

Copyright © All product information within this document is subject to ABB Motors and Mechanical Inc. copyright © protection, unless otherwise noted.
11/23/2026 2:39:10 AM

Specifications

Enclosure	TEFC
Frame	145TC
Frame Material	Stainless Steel
Frequency	60.00 Hz
Haz Area Class and Group	None
Haz Area Division	Not Applicable
Motor Letter Type	Three Phase
Output @ Frequency	2.000 HP @ 60 HZ
Phase	3
Synchronous Speed @ Frequency	3600 RPM @ 60 HZ
Voltage @ Frequency	208.0 V @ 60 HZ
	230.0 V @ 60 HZ
	460.0 V @ 60 HZ
Agency Approvals	UR
	CSA
	CSA EEV
Ambient Temperature	40 °C
Auxiliary Box	NO AUXILLARY BOX
Auxiliary Box Lead Termination	None
Base Indicator	Rigid
Bearing Grease Type	Polyrex EM (-20F +300F)
Blower	None
Current @ Voltage	5.400 A @ 208.0 V
	5.000 A @ 230.0 V
	2.500 A @ 460.0 V
Design Code	B
Drip Cover	No Drip Cover
Duty Rating	CONT
Efficiency @ 100% Load	86.5 %
Electrically Isolated Bearing	Not Electrically Isolated
Feedback Device	NO FEEDBACK
Front Face Code	Standard

Part Detail

Revision	Y
Type	AC
Mech. spec.	35SS628
Base	
Status	PRD/A
Elec. spec.	35WGS811
Layout	35LYSS628
Eff. date	02-14-2024
CD Diagram	CD0005
Poles	02
Leads	9#18
Proprietary	False
Created date	02-17-2010

Front Shaft Indicator	None
Heater Indicator	No Heater
High Voltage Full Load Amps	2.5 a
Insulation Class	F
Inverter Code	Inverter Ready
KVA Code	N
Lifting Lugs	No Lifting Lugs
Locked Bearing Indicator	Locked Bearing
Motor Lead Exit	Ko Box
Motor Lead Quantity/Wire Size	9 @ 18 AWG
Motor Lead Termination	Flying Leads
Motor Standards	NEMA
Motor Type	3532M
Mounting Arrangement	F1
Number of Poles	2
Overall Length	14.16 IN
Power Factor	85
Product Family	Wash Down Paint Free
Pulley End Bearing Type	Sealed Bearing
Pulley Face Code	C-Face
Pulley Shaft Indicator	Standard
Rodent Screen	None
Service Factor	1.15
Shaft Diameter	0.875 IN
Shaft Extension Location	Pulley End
Shaft Ground Indicator	No Shaft Grounding
Shaft Rotation	Reversible
Shaft Slinger Indicator	Shaft Slinger
Speed	3450 rpm
Speed Code	Single Speed
Starting Method	Direct on line
Thermal Device - Bearing	None
Thermal Device - Winding	None
Vibration Sensor Indicator	No Vibration Sensor

Winding Thermal 1	None
Winding Thermal 2	None

Nameplate

NP1669L									
CAT.NO.	CESWDM3555T								
SPEC.	35SS628S811G1								
HP	2								
VOLTS	208-230/460								
AMP	5.4-5/2.5								
RPM	3450								
FRAME	145TC	**HZ**	60			**PH**	3		
SER.F.	1.15	**CODE**	N	**DES**	B	**CLASS**	F		
NEMA-NOM-EFF	86.5	**PF**	85						
RATING	40C AMB-CONT								
CC	010A								
DE	6205	**ODE**	6203						
ENCL	TEFC	**SN**							
BLANK									

Parts List

Part number	Description	Quantity
SA191160	SA 35SS628S811G1	1.000 ea
RA178822	RA 35SS628S811G1	1.000 ea
35CB5001A21	CONDUIT BOX KIT, FOR SUPER II WASHDOWN	1.000 ea
NS2512A01	INSULATOR, CONDUIT BOX X	1.000 ea
11XW1032G06	10-32 X .38, TAPTITE II, HEX WSHR SLTD U	1.000 ea
35EP3122B00U	MASTER ODE,203 BRG,.683SH,.125NPT DRNS,F	1.000 ea
HW4500S33	1/8 NPT STAINLESS #304 SS PLUG	3.000 ea
HW5100A03	WAVY WASHER (W1543-017)	1.000 ea
35EP3307E00U	MASTER DE,205 BRG,1.623SH,.125NPT DRNS,C	1.000 ea
HW4500S33	1/8 NPT STAINLESS #304 SS PLUG	3.000 ea
HW4606A02	JM CLIPPER/SEAL (LWE-0938-1624-AL23)	1.000 ea
12XN1032S20	10-32 X 1-1/4 HEX M.S. , STAINLESS STEEL	2.000 ea
HA1049A01	DUBO LOK WASHER SIZE 10 (NYLON LOCK SEAL	2.000 ea
HA1049A01	DUBO LOK WASHER SIZE 10 (NYLON LOCK SEAL	4.000 ea
51XB1214A16	12-14X1.00 HXWSSLD SERTYB	1.000 ea
35FH4005A53	IEC FH NO GREASER (CLEAN ONLY)	1.000 ea
11XW1032S06	10-32 X .38, TAPTITE II, HEX WSHR SLTD U	3.000 ea
HW4600B39SP	V-RING SLINGER 0.550 X 0.790 X .18 VITON	1.000 ea
HW2502D13	SS KEY, 3/16 SQ X 1.375	1.000 ea
HA7000A01	KEY RETAINER 7/8" DIA SHAFT	1.000 ea
MJ5001A02	732 CL SEALANT 3 OZ DIXIE BEARING 289100	0.001 ea
85XU0407S04	4X1/4 U DRIVE PIN STAINLESS	2.000 ea
LB1164	LABEL,WARNING AND DRAIN	1.000 ea
HA5027A02	HA4054 T-DRAIN X2 BAGGED WITH LABEL	1.000 ea
MJ1000A02	GREASE, POLYREX EM EXXON	0.050 lb
34FN3002B01	EXTERNAL FAN, PLASTIC, .637/.639 HUB W/	1.000 ea
HA3100S25	THRUBOLT 10-32 X 9.500 SS TDR #23687	4.000 ea
LC0005	CONN.DIA.,TY M,9-LD,DUAL VOLT,REVERSING	1.000 ea
NP1669L	SS WD SUPER-E UL PREM REV MTG	1.000 ea
36PA1000	PKG GRP, PRINT PK1016A08	1.000 ea
MN416A01	TAG-INSTAL-MAINT no wire (2500 bx)11/25	1.000 ea

FE-0000001	ZRTG FE ASSEMBLY	1.000 ea
PE-0000001	ZRTG PE ASSEMBLY	1.000 ea

AC Induction Motor Performance Data
Record # 9118
Typical performance - not guaranteed values

Winding: 35WGS811-R001	**Type:** 3532M	**Enclosure:** TEFC

Nameplate Data				**460 V, 60 Hz: High Voltage Connection**	
Rated Output (HP)			2	**Full Load Torque**	3 LB-FT
Volts			208-230/460	**Start Configuration**	direct on line
Full Load Amps			5.4-5/2.5	**Breakdown Torque**	16 LB-FT
R.P.M.			3450	**Pull-up Torque**	12.5 LB-FT
Hz	60	**Phase**	3	**Locked-rotor Torque**	16 LB-FT
NEMA Design Code	B	**KVA Code**	N	**Starting Current**	30 A
Service Factor (S.F.)			1.15	**No-load Current**	1.1 A
NEMA Nom. Eff.	86.5	**Power Factor**	85	**Line-line Res. @ 25ºC**	5.4 Ω
Rating - Duty			40C AMB-CONT	**Temp. Rise @ Rated Load**	35°C
S.F. Amps				**Temp. Rise @ S.F. Load**	44°C
				Locked-rotor Power Factor	45
				Rotor inertia	0.0885 LB-FT2

Load Characteristics 460 V, 60 Hz, 2 HP

% of Rated Load	**25**	**50**	**75**	**100**	**125**	**150**	**S.F.**
Power Factor	50	70	80	85	88	89	87
Efficiency	75.2	83.8	86.2	86.5	86.4	85.5	86.5
Speed	3571	3548	3525	3501	3476	3448	3486
Line amperes	1.28	1.65	2.09	2.55	3.08	3.64	2.9

ABB Motors and Mechanical Inc.

WINDING # 35WGS811

2 HP 3 PH 60 HZ 3450 RPM 460 V 3532M

Typical performance - not guaranteed values.

TORQUES(LB-FT): PO=16 PU=12.5 LR=16 LRA=30

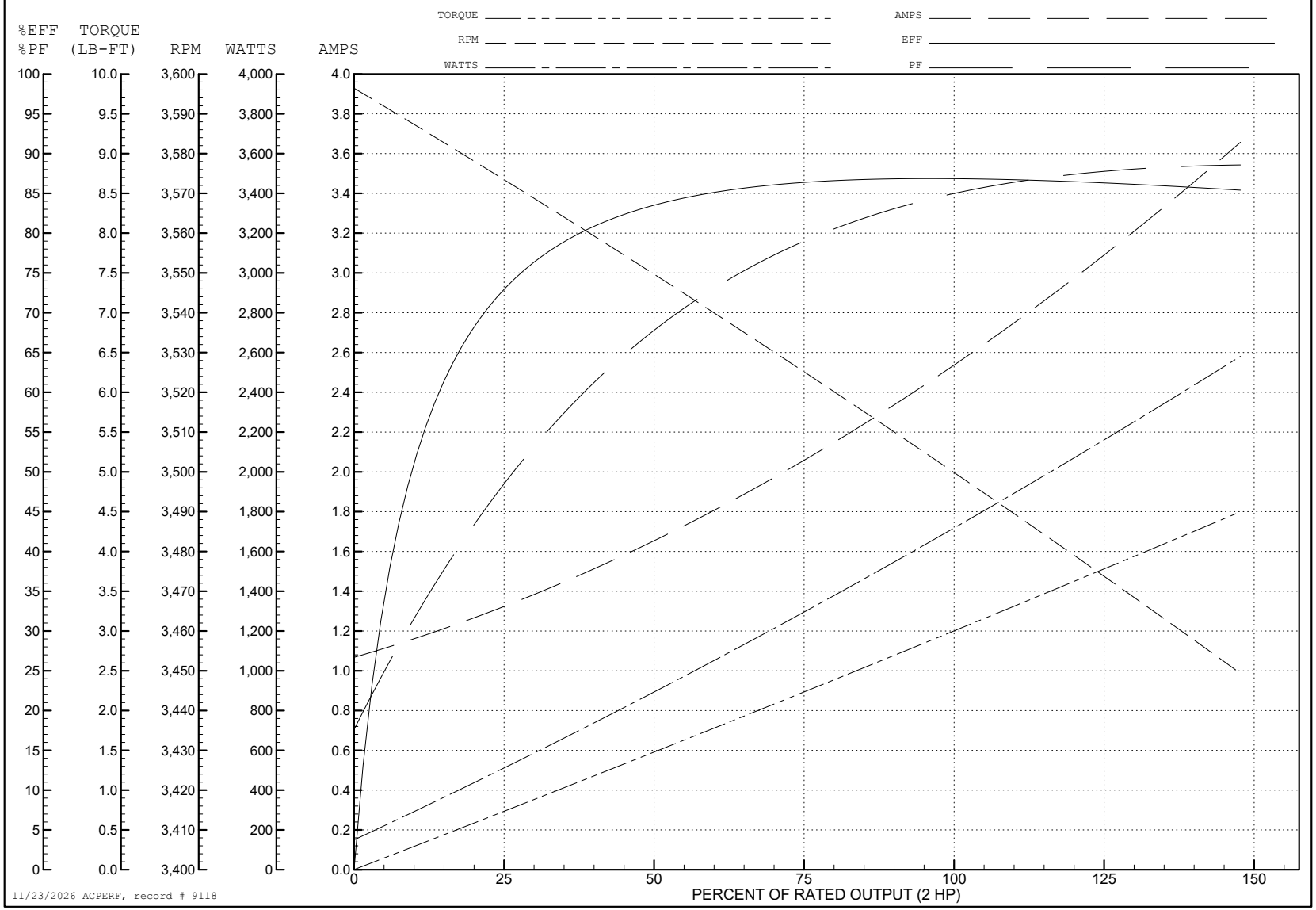

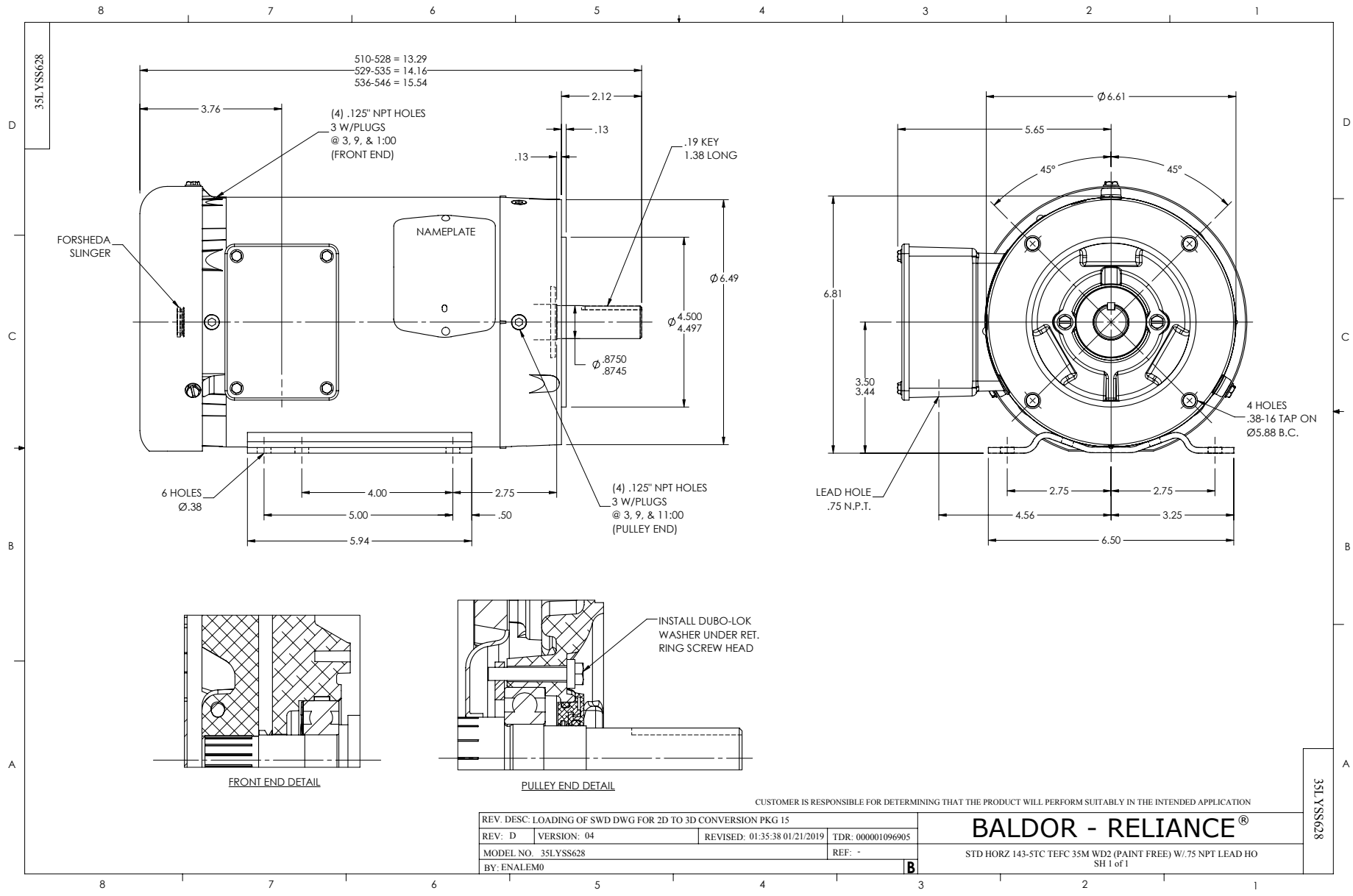
35LYSS628
510-528 = 13.29
529-535 = 14.16
536-546 = 15.54
3.76
2.12
.13
.13
(4) .125" NPT HOLES
3 W/PLUGS
@ 3, 9, & 1:00
(FRONT END)
.19 KEY
1.38 LONG
FORSHEDA
SLINGER
NAMEPLATE
Ø6.49
Ø4.500
4.497
Ø.8750
.8745
6 HOLES
Ø.38
4.00
2.75
5.00
.50
5.94
(4) .125" NPT HOLES
3 W/PLUGS
@ 3, 9, & 11:00
(PULLEY END)
Ø6.61
5.65
45°
45°
6.81
3.50
3.44
4 HOLES
.38-16 TAP ON
Ø5.88 B.C.
LEAD HOLE
.75 N.P.T.
2.75
2.75
4.56
3.25
6.50
INSTALL DUBO-LOK
WASHER UNDER RET.
RING SCREW HEAD
FRONT END DETAIL
PULLEY END DETAIL
CUSTOMER IS RESPONSIBLE FOR DETERMINING THAT THE PRODUCT WILL PERFORM SUITABLY IN THE INTENDED APPLICATION
REV. DESC: LOADING OF SWD DWG FOR 2D TO 3D CONVERSION PKG 15
REV: D
VERSION: 04
REVISED: 01:35:38 01/21/2019
TDR: 000001096905
MODEL NO. 35LYSS628
REF: -
BY: ENALEM0
B
BALDOR - RELIANCE®
STD HORZ 143-5TC TEFC 35M WD2 (PAINT FREE) W/.75 NPT LEAD HO
SH 1 of 1
35LYSS628

CD0005

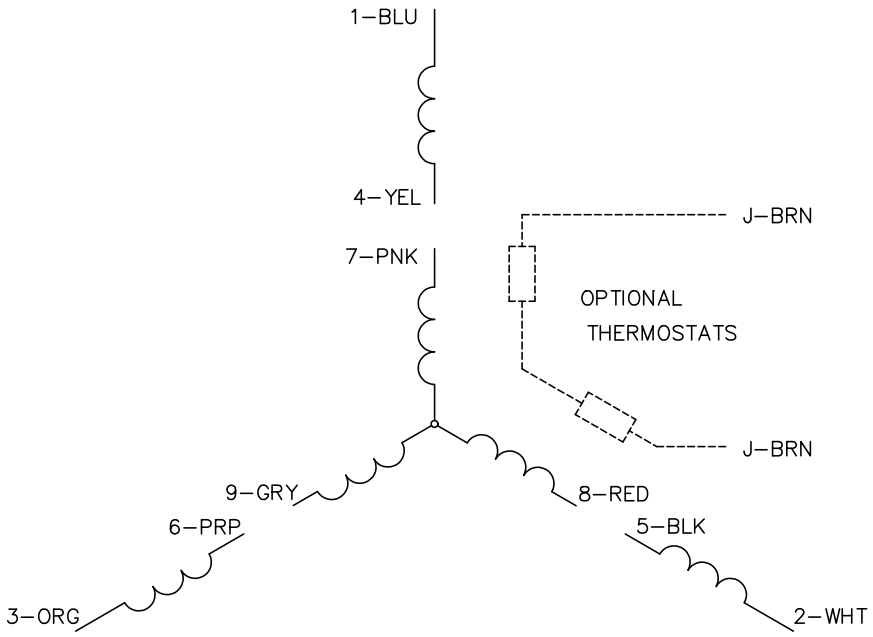

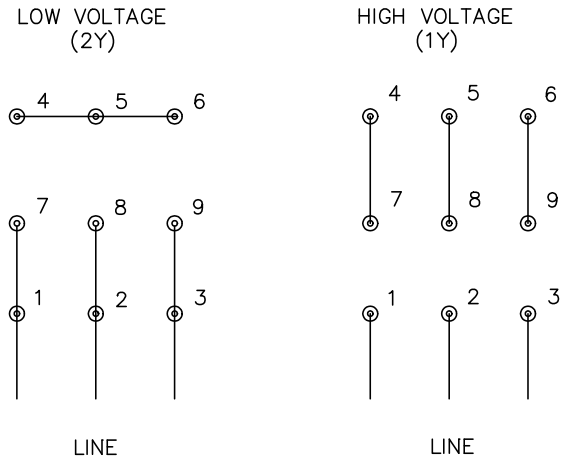

NOTES:

1. INTERCHANGE ANY TWO LINE LEADS TO REVERSE ROTATION.
2. OPTIONAL THERMOSTATS ARE PROVIDED WHEN SPECIFIED.
3. ACTUAL NUMBER OF INTERNAL PARALLEL CIRCUITS MAY BE A MULTIPLE OF THOSE SHOWN ABOVE.
4. LEAD COLORS ARE OPTIONAL. LEADS MUST ALWAYS BE NUMBERED AS SHOWN.

CD0005

REV. DESC: REVISE TO SHOW OPTIONAL COLORS			BALDOR ELECTRIC Co.
REV. LTR: E	BY: JLP	REVISED: 01/19/99 10:15	TDR: 0171435
CD0005		FILE: AAA00005140	MDL: –
		MTL: –	3PH, DV, 9 LEADS