ABB BALDOR RELIANCE

Customer information packet

CESWDM3558

2HP, 1750RPM, 3PH, 60HZ, 56C, 3526M, TEFC, F1, N
Class - None
Division - Not Applicable

Copyright © All product information within this document is subject to ABB Motors and Mechanical Inc. copyright © protection, unless otherwise noted.
11/23/2026 2:25:45 AM

Specifications

Enclosure	TEFC
Frame	56C
Frame Material	Stainless Steel
Frequency	60.00 Hz
Haz Area Class and Group	None
Haz Area Division	Not Applicable
Motor Letter Type	Three Phase
Output @ Frequency	2.000 HP @ 60 HZ
Phase	3
Synchronous Speed @ Frequency	1800 RPM @ 60 HZ
Voltage @ Frequency	230.0 V @ 60 HZ
	460.0 V @ 60 HZ
Agency Approvals	CURUSEEV
	NEMA PREMIUM
Ambient Temperature	40 °C
Auxiliary Box	NO AUXILLARY BOX
Auxiliary Box Lead Termination	None
Base Indicator	Rigid
Bearing Grease Type	Polyrex EM (-20F +300F)
Blower	None
Current @ Voltage	2.600 A @ 460.0 V
	5.200 A @ 230.0 V
	5.800 A @ 208.0 V
Design Code	B
Drip Cover	No Drip Cover
Duty Rating	CONT
Efficiency @ 100% Load	86.5 %
Electrically Isolated Bearing	Not Electrically Isolated
Feedback Device	NO FEEDBACK
Front Shaft Indicator	None
Heater Indicator	No Heater
High Voltage Full Load Amps	2.6 a

Part Detail

Revision	-
Type	AC
Mech. spec.	35S641
Base	
Status	PRD/A
Elec. spec.	35WGZ165
Layout	35LYS641
Eff. date	02-19-2026
CD Diagram	CD0005
Poles	04
Leads	9#18
Proprietary	False
Created date	11-04-2025

Insulation Class	F
Inverter Code	Inverter Ready
KVA Code	K
Lifting Lugs	No Lifting Lugs
Locked Bearing Indicator	Locked Bearing
Motor Lead Quantity/Wire Size	9 @ 18 AWG
Motor Lead Termination	Flying Leads
Motor Standards	NEMA
Motor Type	3526M
Mounting Arrangement	F1
Number of Poles	4
Overall Length	13.24 IN
Power Factor	82
Product Family	Wash Down
Pulley End Bearing Type	Sealed Bearing
Pulley Face Code	C-Face
Pulley Shaft Indicator	Standard
Rodent Screen	None
Service Factor	1.15
Shaft Diameter	0.625 IN
Shaft Ground Indicator	No Shaft Grounding
Shaft Rotation	Reversible
Shaft Slinger Indicator	Shaft Slinger
Speed	1750 rpm
Speed Code	Single Speed
Starting Method	Direct on line
Thermal Device - Bearing	None
Thermal Device - Winding	None
Vibration Sensor Indicator	No Vibration Sensor
Winding Thermal 1	None
Winding Thermal 2	None

Nameplate

NP1669L								
CAT.NO.	CESWDM3558							
SPEC.	35S641Z165							
HP	2							
VOLTS	230/460							
AMP	5.6/2.8							
RPM	1760							
FRAME	56C	**HZ**	60			**PH**	3	
SER.F.	1.15	**CODE**	K	**DES**	B	**CLASS**	F	
NEMA-NOM-EFF	86.5	**PF**	78					
RATING	40C AMB-CONT							
CC	010A							
DE	6205	**ODE**	6203					
ENCL	TEFC	**SN**						
BLANK	SFA 6.3/3.15							

Parts List

Part number	Description	Quantity
SA444213	SA 35S641Z165	1.000 ea
RA436739	RA 35S641Z165	1.000 ea
34FN3002B01	EXTERNAL FAN, PLASTIC, .637/.639 HUB W/	1.000 ea
NS2512A01	INSULATOR, CONDUIT BOX X	1.000 ea
35CB5001A03	CONDUIT BOX KIT, FOR SUPER II WASHDOWN	1.000 ea
11XW1032G06	10-32 X .38, TAPTITE II, HEX WSHR SLTD U	1.000 ea
HW3001B01	BRASS CUP WASHER, FOR #10 SCREW	1.000 ea
35EP3122B00U	MASTER ODE,203 BRG,.683SH,.125NPT DRNS,F	1.000 ea
HW4500S33	1/8 NPT STAINLESS #304 SS PLUG	3.000 ea
HW5100A03	WAVY WASHER (W1543-017)	1.000 ea
35EP3307E00U	MASTER DE,205 BRG,1.623SH,.125NPT DRNS,C	1.000 ea
HW4500S33	1/8 NPT STAINLESS #304 SS PLUG	3.000 ea
HW4606A02	JM CLIPPER/SEAL (LWE-0938-1624-AL23)	1.000 ea
12XN1032S20	10-32 X 1-1/4 HEX M.S. , STAINLESS STEEL	2.000 ea
HA1049A01	DUBO LOK WASHER SIZE 10 (NYLON LOCK SEAL	4.000 ea
HA1049A01	DUBO LOK WASHER SIZE 10 (NYLON LOCK SEAL	2.000 ea
51XB1214A16	12-14X1.00 HXWSSLD SERTYB	1.000 ea
35FH4005A53	IEC FH NO GREASER (CLEAN ONLY)	1.000 ea
11XW1032S06	10-32 X .38, TAPTITE II, HEX WSHR SLTD U	3.000 ea
HW4600B39SP	V-RING SLINGER 0.550 X 0.790 X .18 VITON	1.000 ea
HW2502D13	SS KEY, 3/16 SQ X 1.375	1.000 ea
HA7000A04	KEY RETAINER 0.625 DIA SHAFTS	1.000 ea
MJ5001A02	732 CL SEALANT 3 OZ DIXIE BEARING 289100	0.001 ea
85XU0407S04	4X1/4 U DRIVE PIN STAINLESS	2.000 ea
LB1164	LABEL,WARNING AND DRAIN	1.000 ea
HA5027A02	HA4054 T-DRAIN X2 BAGGED WITH LABEL	1.000 ea
MJ1000A02	GREASE, POLYREX EM EXXON	0.050 lb
HA3100S24	THRUBOLT 8.625 LENGTH 1.250 TH LENGTH SS	4.000 ea
LC0005	CONN.DIA.,TY M,9-LD,DUAL VOLT,REVERSING	1.000 ea
NP1669L	SS WD SUPER-E UL PREM REV MTG	1.000 ea
36PA1000	PKG GRP, PRINT PK1016A08	1.000 ea

MN416A01	TAG-INSTAL-MAINT no wire (2500 bx)11/25	1.000 ea
FE-0000001	ZRTG FE ASSEMBLY	1.000 ea
PE-0000001	ZRTG PE ASSEMBLY	1.000 ea

AC Induction Motor Performance Data
Record # 114535
Typical performance - not guaranteed values

Winding: 35WGZ165-R001	**Type:** 3526M	**Enclosure:** TEFC

Nameplate Data				**460 V, 60 Hz: High Voltage Connection**	
Rated Output (HP)			2	**Full Load Torque**	5.979 LB-FT
Volts			230/460	**Start Configuration**	direct on line
Full Load Amps			5.2/2.6	**Breakdown Torque**	18.4 LB-FT
R.P.M.			1750	**Pull-up Torque**	13.7 LB-FT
Hz	60	**Phase**	3	**Locked-rotor Torque**	14.5 LB-FT
NEMA Design Code	B	**KVA Code**	K	**Starting Current**	17.9 A
Service Factor (S.F.)			1.15	**No-load Current**	1.24 A
NEMA Nom. Eff.	86.5	**Power Factor**	82	**Line-line Res. @ 25ºC**	10.857 Ω
Rating - Duty			40C AMB-CONT	**Temp. Rise @ Rated Load**	59°C
S.F. Amps			6/3	**Temp. Rise @ S.F. Load**	75°C
				Locked-rotor Power Factor	59.3

Load Characteristics 460 V, 60 Hz, 2 HP

% of Rated Load	**25**	**50**	**75**	**100**	**125**	**150**	**S.F.**
Power Factor	42	64	76	82	86	87	84
Efficiency	82.7	87.6	87.8	86.6	84.6	82	85.4
Speed	1788.4	1776.9	1763.5	1748.9	1731.7	1711.8	1739
Line amperes	1.35	1.65	2.09	2.61	3.21	3.91	2.97

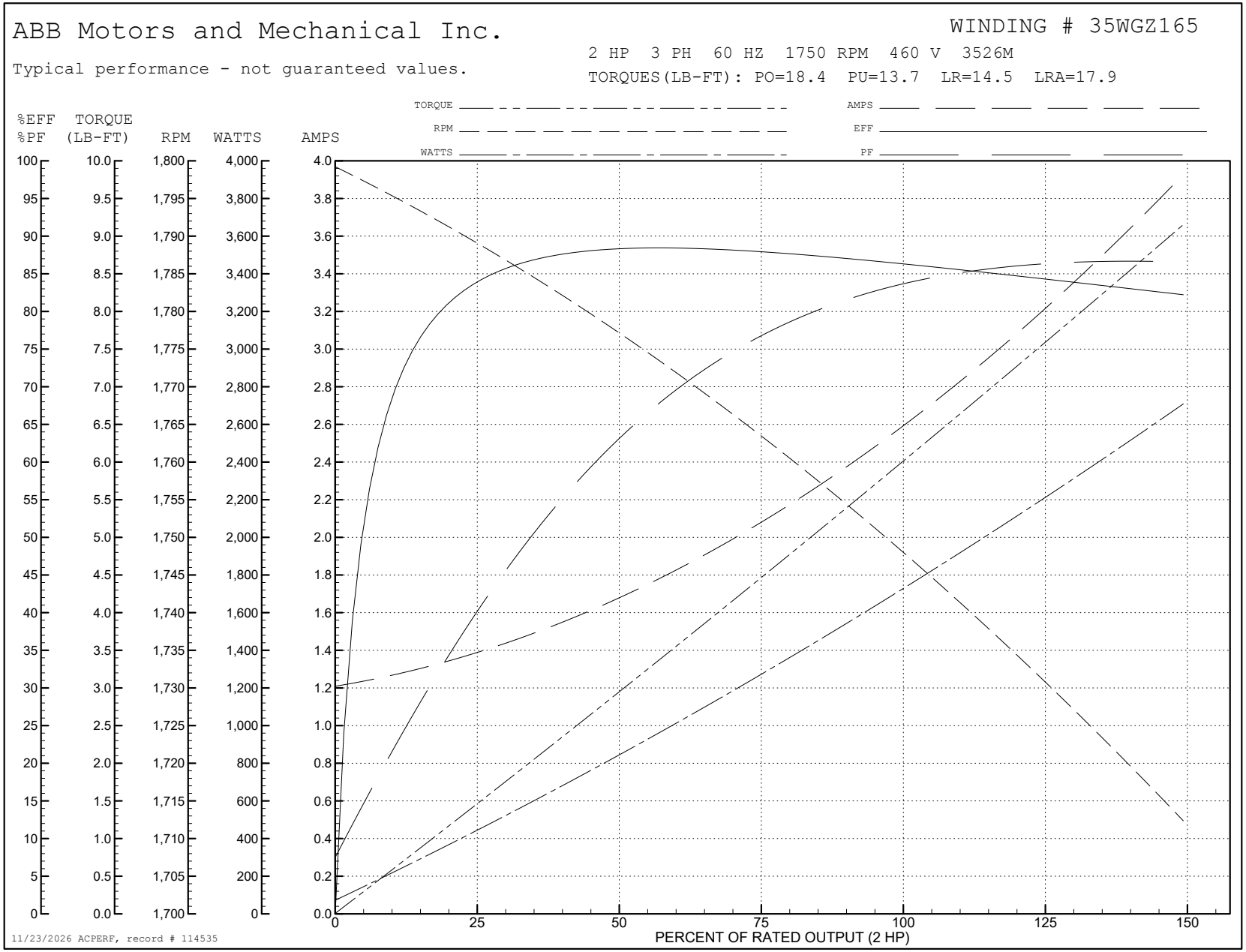
ABB Motors and Mechanical Inc.
WINDING # 35WGZ165
Typical performance - not guaranteed values.
2 HP 3 PH 60 HZ 1750 RPM 460 V 3526M
TORQUES(LB-FT): PO=18.4 PU=13.7 LR=14.5 LRA=17.9
TORQUE
RPM
WATTS
AMPS
EFF
PF
%EFF %PF
TORQUE (LB-FT)
RPM
WATTS
AMPS
PERCENT OF RATED OUTPUT (2 HP)
11/23/2026 ACPERF, record # 114535

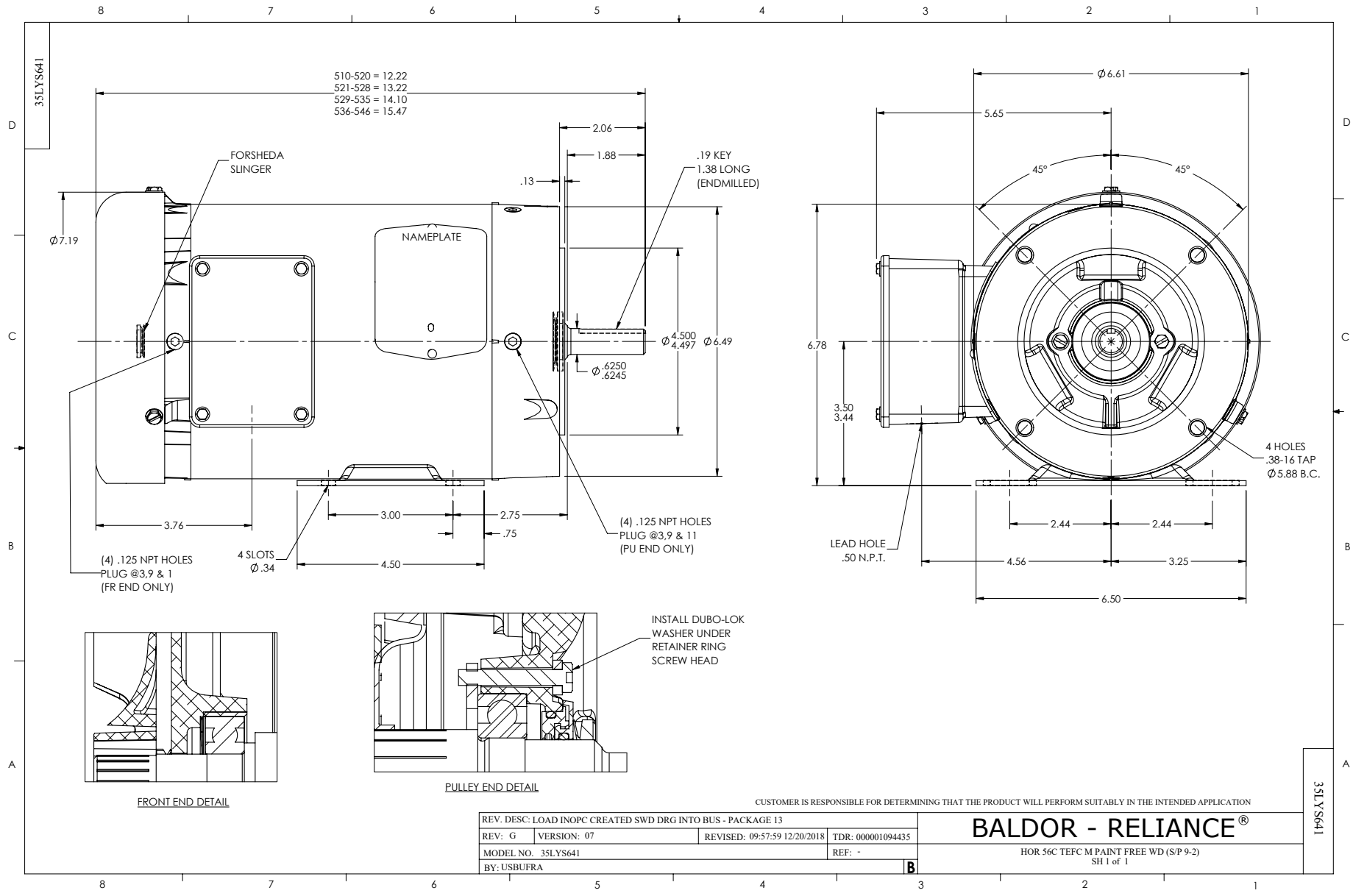
35LYS641
510-520 = 12.22
521-528 = 13.22
529-535 = 14.10
536-546 = 15.47
2.06
1.88
.13
.19 KEY
1.38 LONG
(ENDMILLED)
FORSHEDA
SLINGER
NAMEPLATE
Ø7.19
Ø 4.500
4.497
Ø6.49
Ø .6250
.6245
3.76
3.00
2.75
.75
4.50
(4) .125 NPT HOLES
PLUG @3,9 & 1
(FR END ONLY)
4 SLOTS
Ø .34
(4) .125 NPT HOLES
PLUG @3,9 & 11
(PU END ONLY)
Ø6.61
5.65
45°
45°
6.78
3.50
3.44
4 HOLES
.38-16 TAP
Ø5.88 B.C.
2.44
2.44
LEAD HOLE
.50 N.P.T.
4.56
3.25
6.50
INSTALL DUBO-LOK
WASHER UNDER
RETAINER RING
SCREW HEAD
FRONT END DETAIL
PULLEY END DETAIL
CUSTOMER IS RESPONSIBLE FOR DETERMINING THAT THE PRODUCT WILL PERFORM SUITABLY IN THE INTENDED APPLICATION
REV. DESC: LOAD INOPC CREATED SWD DRG INTO BUS - PACKAGE 13
REV: G
VERSION: 07
REVISED: 09:57:59 12/20/2018
TDR: 000001094435
MODEL NO. 35LYS641
REF: -
BY: USBUFRA
B
BALDOR - RELIANCE®
HOR 56C TEFC M PAINT FREE WD (S/P 9-2)
SH 1 of 1
35LYS641

CD0005

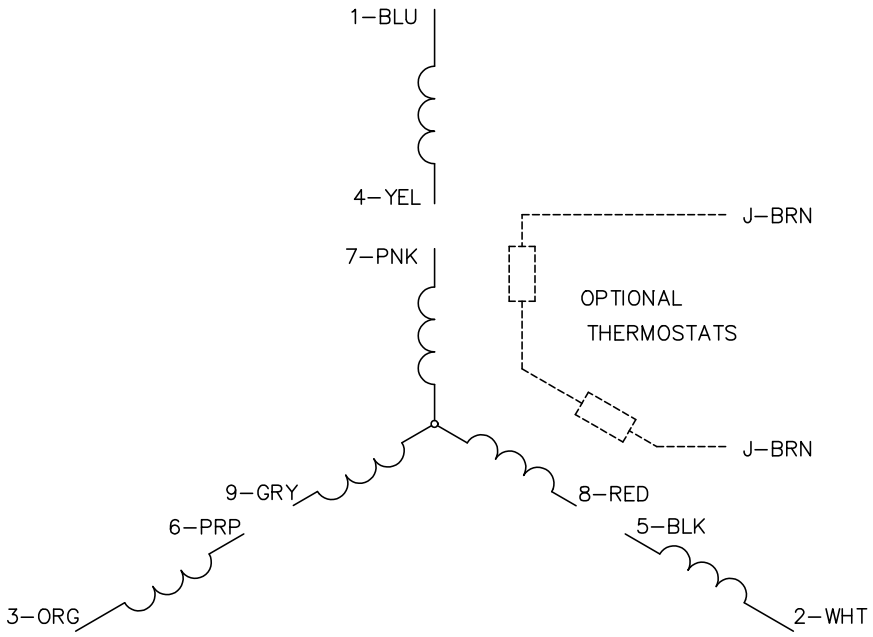

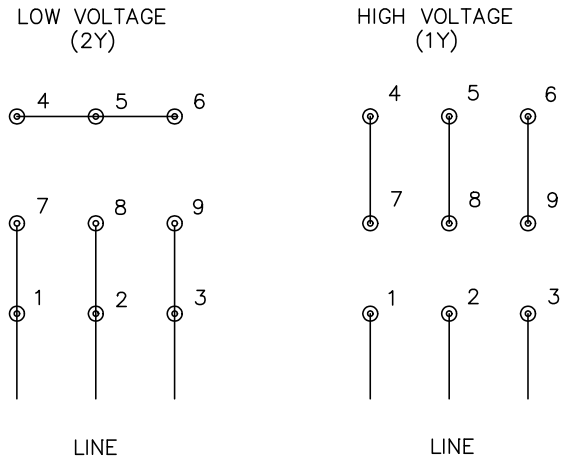

NOTES:

1. INTERCHANGE ANY TWO LINE LEADS TO REVERSE ROTATION.
2. OPTIONAL THERMOSTATS ARE PROVIDED WHEN SPECIFIED.
3. ACTUAL NUMBER OF INTERNAL PARALLEL CIRCUITS MAY BE A MULTIPLE OF THOSE SHOWN ABOVE.
4. LEAD COLORS ARE OPTIONAL. LEADS MUST ALWAYS BE NUMBERED AS SHOWN.

CD0005

REV. DESC: REVISE TO SHOW OPTIONAL COLORS			BALDOR ELECTRIC Co.
REV. LTR: E	BY: JLP	REVISED: 01/19/99 10:15	TDR: 0171435
CD0005		FILE: AAA00005140	MDL: –
		MTL: –	3PH, DV, 9 LEADS