ABB BALDOR RELIANCE

Customer information packet

CESWDM3709T

7.5HP, 3500RPM, 3PH, 60HZ, 213TC, 3734M, TEFC
Class - None
Division - Not Applicable

Copyright © All product information within this document is subject to ABB Motors and Mechanical Inc. copyright © protection, unless otherwise noted.
11/23/2026 2:40:27 AM

Specifications

Enclosure	TEFC
Frame	213TC
Frame Material	Stainless Steel
Frequency	60.00 Hz
Haz Area Class and Group	None
Haz Area Division	Not Applicable
Motor Letter Type	Three Phase
Output @ Frequency	7.500 HP @ 60 HZ
Phase	3
Synchronous Speed @ Frequency	3600 RPM @ 60 HZ
Voltage @ Frequency	460.0 V @ 60 HZ
	230.0 V @ 60 HZ
Agency Approvals	CSA
	CSA EEV
	UR
Ambient Temperature	40 °C
Auxiliary Box	NO AUXILLARY BOX
Auxiliary Box Lead Termination	None
Base Indicator	Rigid
Bearing Grease Type	Polyrex EM (-20F +300F)
Blower	None
Current @ Voltage	17.900 A @ 208.0 V
	8.300 A @ 460.0 V
	16.600 A @ 230.0 V
Design Code	A
Drip Cover	No Drip Cover
Duty Rating	CONT
Efficiency @ 100% Load	91.0 %
Electrically Isolated Bearing	Not Electrically Isolated
Feedback Device	NO FEEDBACK
Front Face Code	Standard
Front Shaft Indicator	None

Part Detail

Revision	U
Type	AC
Mech. spec.	37H888
Base	
Status	PRD/A
Elec. spec.	37WGT384
Layout	37LYH888
Eff. date	02-14-2024
CD Diagram	CD0005
Poles	02
Leads	9#14
Proprietary	False
Created date	02-17-2010

Heater Indicator	No Heater
High Voltage Full Load Amps	8.3 a
Insulation Class	F
Inverter Code	Inverter Ready
KVA Code	K
Lifting Lugs	Standard Lifting Lugs
Locked Bearing Indicator	Locked Bearing
Motor Lead Exit	Ko Box
Motor Lead Quantity/Wire Size	9 @ 14 AWG
Motor Lead Termination	Flying Leads
Motor Standards	NEMA
Motor Type	3734M
Mounting Arrangement	F1
Number of Poles	2
Overall Length	18.68 IN
Power Factor	93
Product Family	Wash Down Paint Free
Pulley End Bearing Type	Sealed Bearing
Pulley Face Code	C-Face
Pulley Shaft Indicator	Standard
Rodent Screen	None
RoHS Status	ROHS COMPLIANT
Service Factor	1.15
Shaft Diameter	1.375 IN
Shaft Extension Location	Pulley End
Shaft Ground Indicator	No Shaft Grounding
Shaft Rotation	Reversible
Shaft Slinger Indicator	Shaft Slinger
Speed	3500 rpm
Speed Code	Single Speed
Starting Method	Direct on line
Thermal Device - Bearing	None
Thermal Device - Winding	None
Vibration Sensor Indicator	No Vibration Sensor

Winding Thermal 1	None
Winding Thermal 2	None

Nameplate

NP1669L									
CAT.NO.	CESWDM3709T								
SPEC.	37H888T384G1								
HP	7.5								
VOLTS	230/460								
AMP	16.6/8.3								
RPM	3500								
FRAME	213TC	**HZ**	60			**PH**	3		
SER.F.	1.15	**CODE**	K	**DES**	A	**CLASS**	F		
NEMA-NOM-EFF	91	**PF**	93						
RATING	40C AMB-CONT								
CC	010A								
DE	6307	**ODE**	6206						
ENCL	TEFC	**SN**							
BLANK									

Parts List

Part number	Description	Quantity
SA191063	SA 37H888T384G1	1.000 ea
RA178727	RA 37H888T384G1	1.000 ea
36FN3000C02SP	EXFN, PLASTIC, 5.25 OD, 1.175 ID	1.000 ea
HW3200S01	EYEBOLT 3/8-16 X3/4 S.S. TDR #35988	1.000 ea
37CB3005A04MU	K.O. BOX-MODEL 37 .75 NPT LEAD	1.000 ea
37GS1025	37 MOLDED GASKET W/LIP, LEAD SEAL	1.000 ea
51XW2520A12	.25-20 X .75, TAPTITE II, HEX WSHR SLTD	2.000 ea
HA5027A04	HA4054 T-DRAIN X2 BAGGED	1.000 ea
11XW1032G06	10-32 X .38, TAPTITE II, HEX WSHR SLTD U	1.000 ea
37EP3101A49MU	FR EP 37 L & M TEFC (FOR S.P. #9D)	1.000 ea
HW4500S33	1/8 NPT STAINLESS #304 SS PLUG	3.000 ea
HW5100A06	W2420-025 WVY WSHR (WB)	1.000 ea
37EP3300A25MU	FACE MT EP-ENCL-307 BRG-213TC-215TC NO G	1.000 ea
HW4500S33	1/8 NPT STAINLESS #304 SS PLUG	3.000 ea
HW4606A04	JM CLIPPER/SEAL (LWE-1376-2125-AL45)	1.000 ea
10XN2520S30	1/4-20 X 1 7/8 HEX HEAD SS	4.000 ea
XY3118S12	5/16-18 HEX NUT, STAINLESS STEEL	4.000 ea
51XB1214A20	12-14X1.25 HXWSSLD SERTYB	1.000 ea
37FH4000A45	STAINLESS FAN COVER, NO GREASER SLOT (FO	1.000 ea
11XW1032S06	10-32 X .38, TAPTITE II, HEX WSHR SLTD U	3.000 ea
37CB4514	37 CB LID - STAINLESS STEEL	1.000 ea
37GS1008A02	37 GS FOR CB LID - WHITE NEOPRENE	1.000 ea
59XW0832S07	TAPTITE II,HEX WSHR UNSLTD SER,410 S.S.,	4.000 ea
HW4600B74	V-RING SLINGER 1.125 X 1.445 X .24 VITON	1.000 ea
HW2502F21	#303 SS,SQ KEY 5/16 X 2.375	1.000 ea
HA7000A02	KEY RETAINER RING, 1 1/8 DIA, 1 3/8 DIA	1.000 ea
MJ5001A02	732 CL SEALANT 3 OZ DIXIE BEARING 289100	0.001 ea
85XU0407S04	4X1/4 U DRIVE PIN STAINLESS	2.000 ea
LB1164	LABEL,WARNING AND DRAIN	1.000 ea
MJ1000A02	GREASE, POLYREX EM EXXON	0.050 lb
HA3104S14	THRUBOLT 12.125LG SS	4.000 ea

LC0005	CONN.DIA.,TY M,9-LD,DUAL VOLT,REVERSING	1.000 ea
NP1669L	SS WD SUPER-E UL PREM REV MTG	1.000 ea
37PA1074	PALLET PACK GRP, PRINT BOX PK1026A06	1.000 ea
MN416A01	TAG-INSTAL-MAINT no wire (2500 bx)11/25	1.000 ea
LB1624	COMBINED WARNING LABEL, ISO/ANSI PICTOGR	1.000 ea

AC Induction Motor Performance Data
Record # 11724
Typical performance - not guaranteed values

Winding: 37WGT384-R001	**Type:** 3734M	**Enclosure:** TEFC

Nameplate Data				**460 V, 60 Hz: High Voltage Connection**	
Rated Output (HP)			7.5	**Full Load Torque**	11.5 LB-FT
Volts			230/460	**Start Configuration**	direct on line
Full Load Amps			16.6/8.3	**Breakdown Torque**	66.3 LB-FT
R.P.M.			3500	**Pull-up Torque**	25.8 LB-FT
Hz	60	**Phase**	3	**Locked-rotor Torque**	36.7 LB-FT
NEMA Design Code	A	**KVA Code**	K	**Starting Current**	86.2 A
Service Factor (S.F.)			1.15	**No-load Current**	3.25 A
NEMA Nom. Eff.	91	**Power Factor**	93	**Line-line Res. @ 25ºC**	0.913 Ω
Rating - Duty			40C AMB-CONT	**Temp. Rise @ Rated Load**	47°C
S.F. Amps				**Temp. Rise @ S.F. Load**	56°C
				Locked-rotor Power Factor	32.4
				Rotor inertia	0.311 LB-FT2

Load Characteristics 460 V, 60 Hz, 7.5 HP

% of Rated Load	**25**	**50**	**75**	**100**	**125**	**150**	**S.F.**
Power Factor	62	85	89	94	95	100	95
Efficiency	84.7	90.9	92.1	92	91.4	90.7	91.6
Speed	3584	3564	3541	3520	3498	3481	3507
Line amperes	3.54	4.72	6.63	8.32	10.3	11.8	9.5

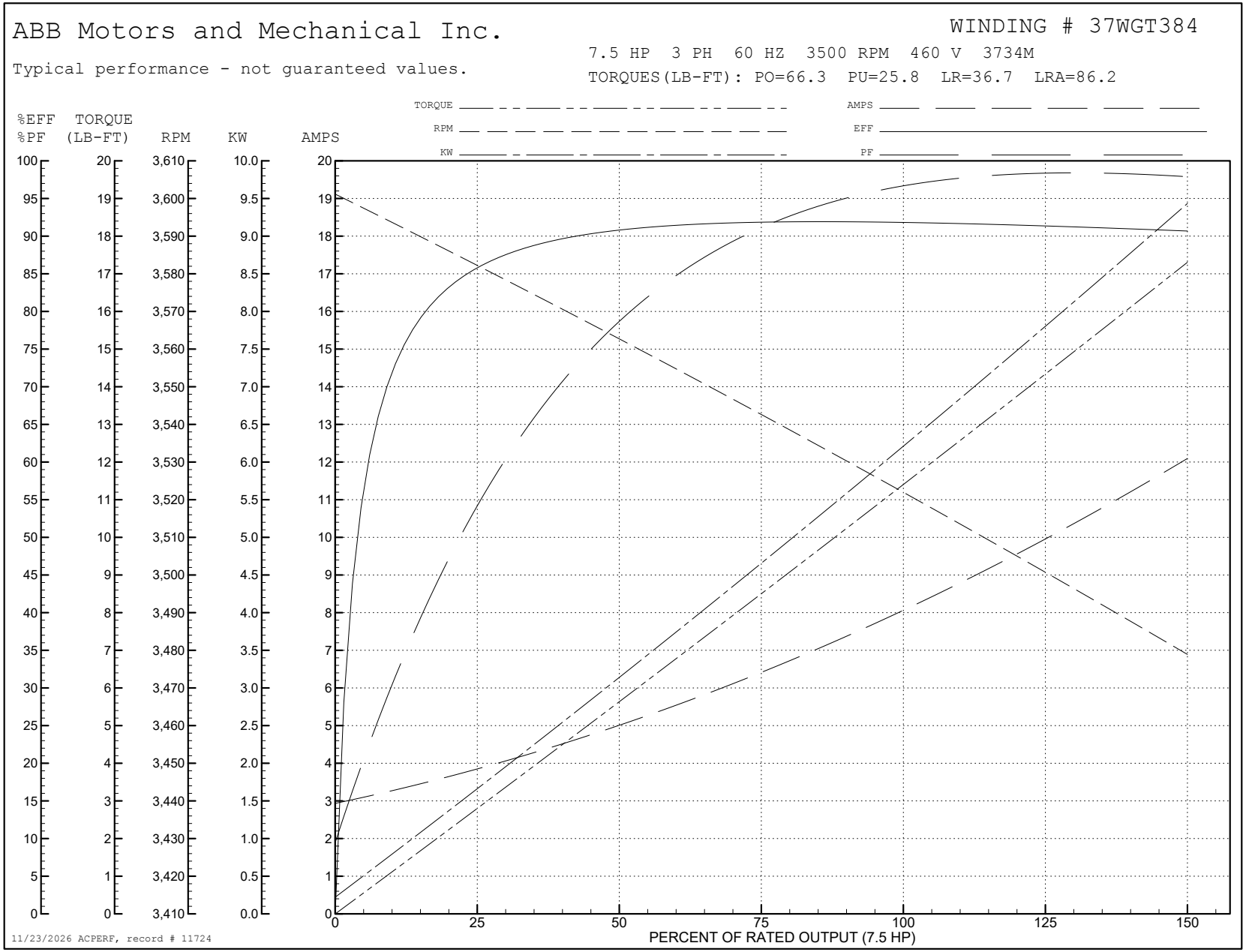
ABB Motors and Mechanical Inc.
WINDING # 37WGT384
7.5 HP 3 PH 60 HZ 3500 RPM 460 V 3734M
Typical performance - not guaranteed values.
TORQUES(LB-FT): PO=66.3 PU=25.8 LR=36.7 LRA=86.2
TORQUE
RPM
KW
AMPS
EFF
PF
%EFF %PF
TORQUE (LB-FT)
RPM
KW
AMPS
PERCENT OF RATED OUTPUT (7.5 HP)
11/23/2026 ACPERF, record # 11724

AC Induction Motor Performance Data
Record # 35780
Typical performance - not guaranteed values

Winding: 37WGT384-R006	**Type:** 3734M	**Enclosure:** TEFC

Nameplate Data				**460 V, 60 Hz: High Voltage Connection**	
Rated Output (HP)			7.5	**Full Load Torque**	11.5 LB-FT
Volts			230/460	**Start Configuration**	direct on line
Full Load Amps			16.6/8.3	**Breakdown Torque**	66.3 LB-FT
R.P.M.			3500	**Pull-up Torque**	25.8 LB-FT
Hz	60	**Phase**	3	**Locked-rotor Torque**	36.7 LB-FT
NEMA Design Code	A	**KVA Code**	K	**Starting Current**	86.2 A
Service Factor (S.F.)			1.15	**No-load Current**	3.25 A
NEMA Nom. Eff.	91	**Power Factor**	93	**Line-line Res. @ 25ºC**	0.913 Ω
Rating - Duty			40C AMB-CONT	**Temp. Rise @ Rated Load**	47°C
S.F. Amps				**Temp. Rise @ S.F. Load**	56°C
				Locked-rotor Power Factor	32.4
				Rotor inertia	0.311 LB-FT2

Load Characteristics 460 V, 60 Hz, 7.5 HP

% of Rated Load	**25**	**50**	**75**	**100**	**125**	**150**	**S.F.**
Power Factor	62	85	89	94	95	100	95
Efficiency	84.7	90.9	92.1	92	91.4	90.7	91.6
Speed	3584	3564	3541	3520	3498	3481	3508
Line amperes	3.54	4.72	6.63	8.32	10.3	11.8	9.5

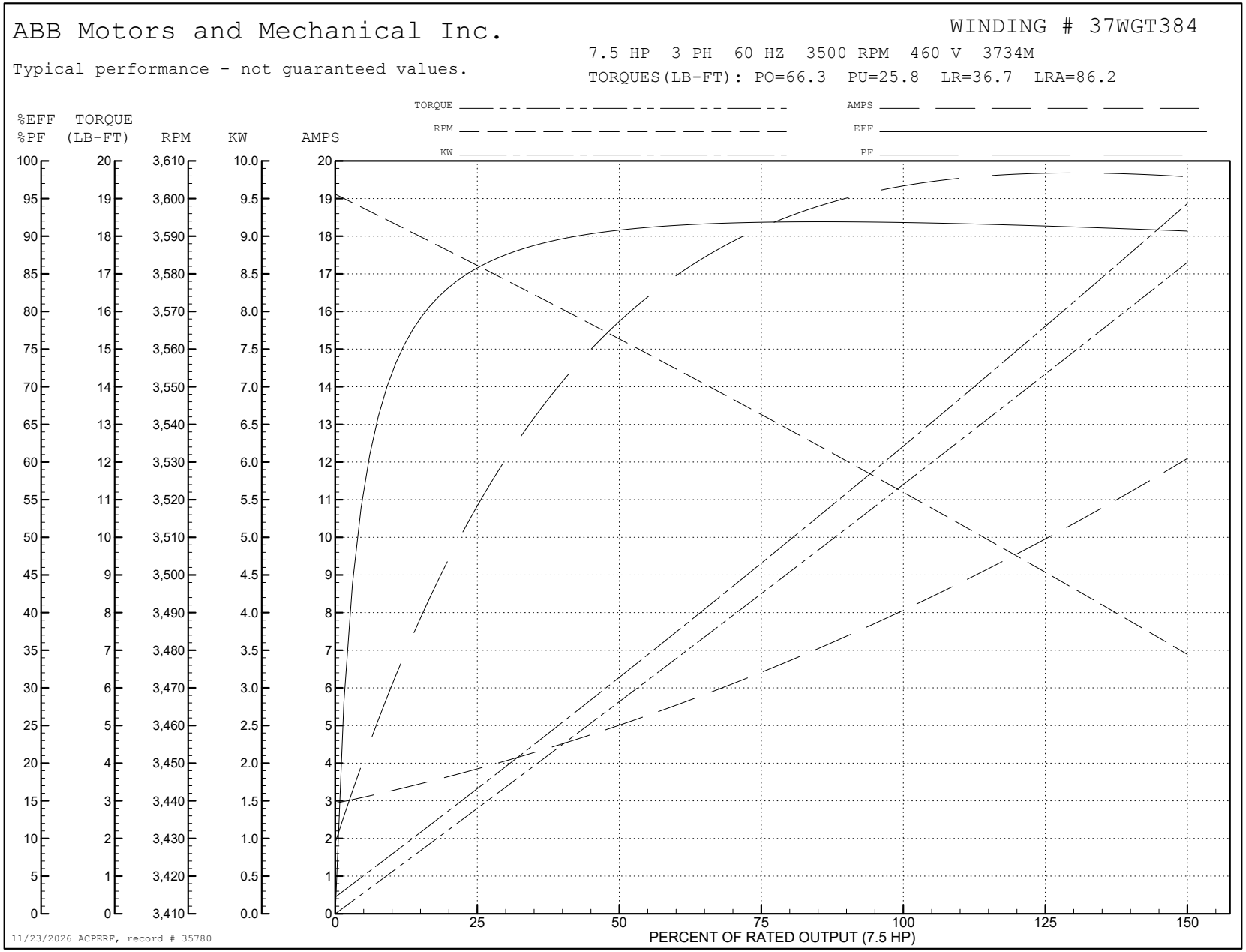
ABB Motors and Mechanical Inc.
WINDING # 37WGT384
7.5 HP 3 PH 60 HZ 3500 RPM 460 V 3734M
Typical performance - not guaranteed values.
TORQUES(LB-FT): PO=66.3 PU=25.8 LR=36.7 LRA=86.2
TORQUE
RPM
KW
AMPS
EFF
PF
%EFF %PF
TORQUE (LB-FT)
RPM
KW
AMPS
PERCENT OF RATED OUTPUT (7.5 HP)
11/23/2026 ACPERF, record # 35780

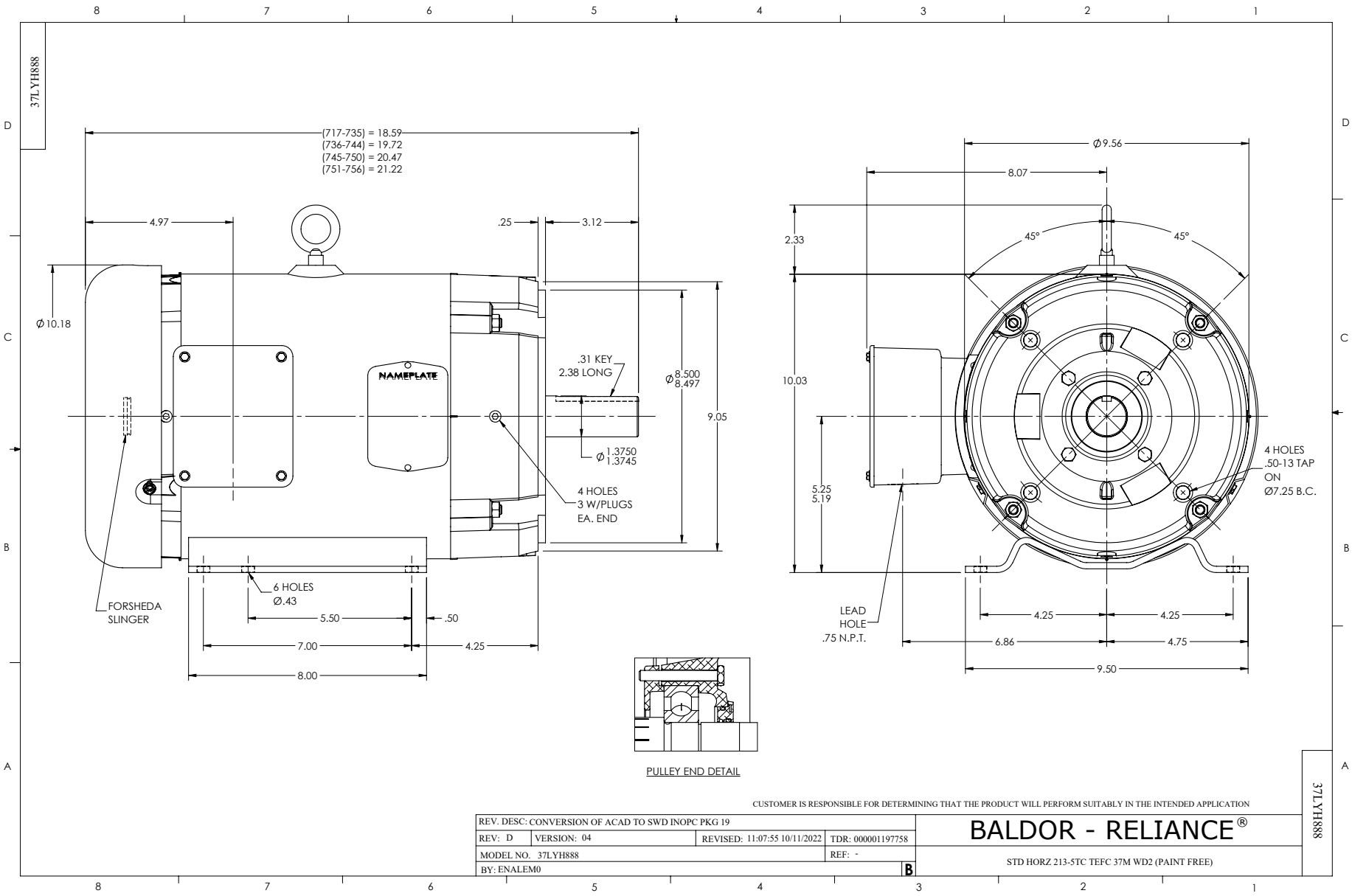
37LYH888
(717-735) = 18.59
(736-744) = 19.72
(745-750) = 20.47
(751-756) = 21.22
4.97
.25
3.12
Ø10.18
NAMEPLATE
.31 KEY
2.38 LONG
Ø8.500
8.497
9.05
Ø1.3750
1.3745
4 HOLES
3 W/PLUGS
EA. END
FORSHEDA
SLINGER
6 HOLES
Ø.43
5.50
.50
7.00
4.25
8.00
Ø9.56
8.07
2.33
45°
45°
10.03
5.25
5.19
4 HOLES
.50-13 TAP
ON
Ø7.25 B.C.
LEAD
HOLE
.75 N.P.T.
4.25
4.25
6.86
4.75
9.50
PULLEY END DETAIL
CUSTOMER IS RESPONSIBLE FOR DETERMINING THAT THE PRODUCT WILL PERFORM SUITABLY IN THE INTENDED APPLICATION
REV. DESC: CONVERSION OF ACAD TO SWD INOPC PKG 19
REV: D
VERSION: 04
REVISED: 11:07:55 10/11/2022
TDR: 000001197758
MODEL NO. 37LYH888
REF: -
BY: ENALEM0
B
BALDOR - RELIANCE®
STD HORZ 213-5TC TEFC 37M WD2 (PAINT FREE)
37LYH888

CD0005

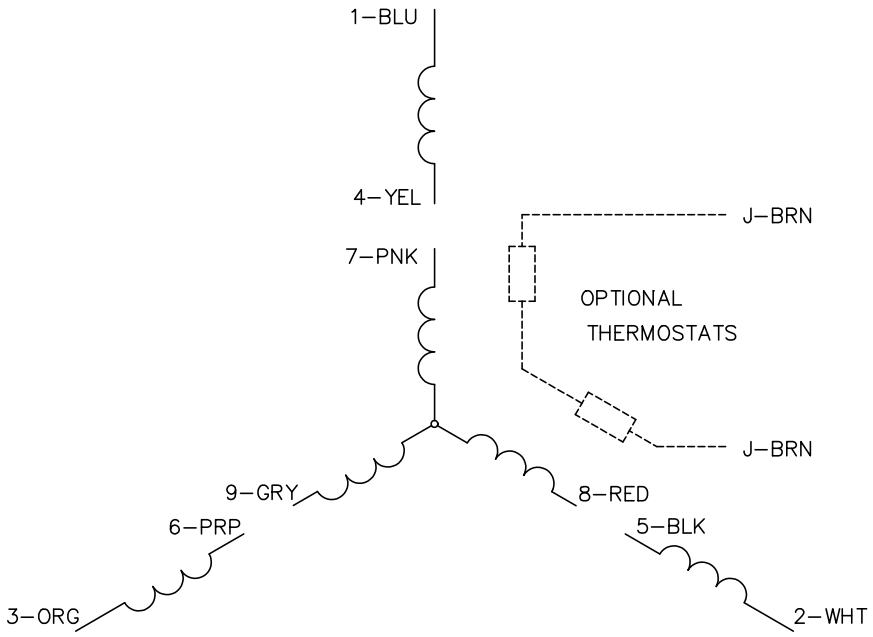

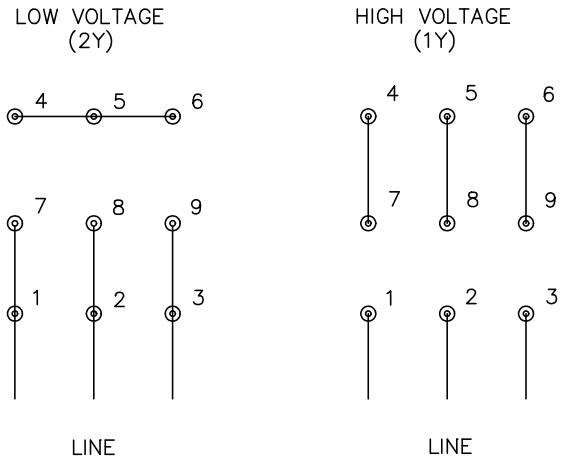

NOTES:

1. INTERCHANGE ANY TWO LINE LEADS TO REVERSE ROTATION.
2. OPTIONAL THERMOSTATS ARE PROVIDED WHEN SPECIFIED.
3. ACTUAL NUMBER OF INTERNAL PARALLEL CIRCUITS MAY BE A MULTIPLE OF THOSE SHOWN ABOVE.
4. LEAD COLORS ARE OPTIONAL. LEADS MUST ALWAYS BE NUMBERED AS SHOWN.

CD0005

REV. DESC: REVISE TO SHOW OPTIONAL COLORS			BALDOR ELECTRIC Co.
REV. LTR: E	BY: JLP	REVISED: 01/19/99 10:15	TDR: 0171435
CD0005		FILE: AAA00005140	MDL: –
		MTL: –	3PH, DV, 9 LEADS