Customer information packet

CEWDM3546-5

1HP, 1770RPM, 3PH, 60HZ, 56C, 3522M, TENV, F1, N
Class - None
Division - Not Applicable

Copyright © All product information within this document is subject to ABB Motors and Mechanical Inc. copyright © protection, unless otherwise noted.
11/23/2026 2:47:37 AM

Specifications

Enclosure	TENV
Frame	56C
Frame Material	Steel
Frequency	60.00 Hz
Haz Area Class and Group	None
Haz Area Division	Not Applicable
Motor Letter Type	Three Phase
Output @ Frequency	1.000 HP @ 60 HZ
Phase	3
Synchronous Speed @ Frequency	1800 RPM @ 60 HZ
Voltage @ Frequency	575.0 V @ 60 HZ
Agency Approvals	NEMA PREMIUM NEMA_PREMIUM UR CSA EEV
Ambient Temperature	40 °C
Auxiliary Box	NO AUXILLARY BOX
Auxiliary Box Lead Termination	None
Base Indicator	Rigid
Bearing Grease Type	Polyrex EM (-20F +300F)
Blower	None
Current @ Voltage	1.300 A @ 575.0 V
Design Code	B
Drip Cover	No Drip Cover
Duty Rating	CONT
Efficiency @ 100% Load	85.5 %
Electrically Isolated Bearing	Not Electrically Isolated
Feedback Device	NO FEEDBACK
Front Shaft Indicator	None
Heater Indicator	No Heater
High Voltage Full Load Amps	1.3 a
Insulation Class	F

Part Detail

Revision	D
Type	AC
Mech. spec.	35S588
Base	
Status	PRD/A
Elec. spec.	35WGG198
Layout	35LYS588
Eff. date	07-18-2024
CD Diagram	CD0006
Poles	04
Leads	3#18
Proprietary	False
Created date	03-11-2022

Inverter Code	Inverter Ready
KVA Code	N
Lifting Lugs	No Lifting Lugs
Locked Bearing Indicator	Locked Bearing
Motor Lead Quantity/Wire Size	3 @ 18 AWG
Motor Lead Termination	Flying Leads
Motor Standards	NEMA
Motor Type	3522M
Mounting Arrangement	F1
Number of Poles	4
Overall Length	12.06 IN
Power Factor	67
Product Family	Wash Down
Pulley End Bearing Type	Sealed Bearing
Pulley Face Code	C-Face
Pulley Shaft Indicator	Standard
Rodent Screen	None
Service Factor	1.15
Shaft Diameter	0.625 IN
Shaft Ground Indicator	No Shaft Grounding
Shaft Rotation	Reversible
Shaft Slinger Indicator	Shaft Slinger
Speed	1770 rpm
Speed Code	Single Speed
Starting Method	Direct on line
Thermal Device - Bearing	None
Thermal Device - Winding	None
Vibration Sensor Indicator	No Vibration Sensor
Winding Thermal 1	None
Winding Thermal 2	None

Nameplate

NP1669L											
CAT.NO.	CEWDM3546-5										
SPEC.	35S588G198G1										
HP	1										
VOLTS	575										
AMP	1.3										
RPM	1775										
FRAME	56C		**HZ**	60			**PH**	3			
SER.F.	1.15	**CODE**	M	**DES**	B	**CLASS**	F				
NEMA-NOM-EFF	85.5	**PF**	70								
RATING	40C AMB-CONT										
CC	010A										
DE	6205		**ODE**	6203							
ENCL	TENV	**SN**									
BLANK	SFA 1.4										

Parts List

Part number	Description	Quantity
SA409071	SA 35S588G198G1	1.000 ea
RA400617	RA 35S588G198G1	1.000 ea
35FN3002A05SP	EXFN, PLASTIC, 6.376 OD, .638 ID	1.000 ea
NS2512A01	INSULATOR, CONDUIT BOX X	1.000 ea
35CB3008A01G	SPL CONDUIT BOX, MACHINED GRAY	1.000 ea
35GS1039	05 MOLDED GASKET W/LIP, 1.12 LEAD HOLE,	1.000 ea
51XB1016A08	10-16X 1/2HXWSSLD SERTYB	2.000 ea
11XW1032G06	10-32 X .38, TAPTITE II, HEX WSHR SLTD U	1.000 ea
35EP3122D00W	MASTER ODE,203 BRG,.125NPT DRNS(WHITE)	1.000 ea
HW4072A01	BLACK DRAIN PLUG FOR .125 NPT	3.000 ea
HW5100A03	WAVY WASHER (W1543-017)	1.000 ea
35EP3307E00W	MASTER DE,205 BRG,1.623SH,.125NPT DRNS,C	1.000 ea
HW4072A01	BLACK DRAIN PLUG FOR .125 NPT	3.000 ea
HW4600B49	SEAL 0.938 X 1.624 X 0.250 SINGLE LIP DB	1.000 ea
12XN1032S20	10-32 X 1-1/4 HEX M.S. , STAINLESS STEEL	2.000 ea
35CB4522	35 LIPPED CB LID PRIMED	1.000 ea
35GS1030A02	35 GS FOR CB LID - WHITE NEOPRENE	1.000 ea
59XW0832S07	TAPTITE II,HEX WSHR UNSLTD SER,410 S.S.,	4.000 ea
HW4600B46	V-RING SLINGER 0.875 X 1.420 X .24 VITON	1.000 ea
HW2502D13	SS KEY, 3/16 SQ X 1.375	1.000 ea
HA7000A04	KEY RETAINER 0.625 DIA SHAFTS	1.000 ea
MJ5001A27	32220KN GRAY SEALER *MIN BUY 4 QTS=1GAL	0.001 qt
85XU0407S04	4X1/4 U DRIVE PIN STAINLESS	2.000 ea
LB1164	LABEL,WARNING AND DRAIN	1.000 ea
HA5027A02	HA4054 T-DRAIN X2 BAGGED WITH LABEL	1.000 ea
MJ1000A02	GREASE, POLYREX EM EXXON	0.050 lb
MG1025Z02	ACTIVATOR WILKOFAST 060.02HF	0.010 ga
MG1025W01	WILKOFAST, 781.01, SIGNAL WHITE #9003	0.017 ga
HA3100S07	THRUBOLT 10-32 X 8.375 SS	4.000 ea
LC0006	CONNECTION LABEL	1.000 ea
NP1669L	SS WD SUPER-E UL PREM REV MTG	1.000 ea

36PA1000	PKG GRP, PRINT PK1016A08	1.000 ea
MN416A01	TAG-INSTAL-MAINT no wire (2500 bx)11/25	1.000 ea
FE-0000001	ZRTG FE ASSEMBLY	1.000 ea
PE-0000002	ZRTG PE ASSEMBLY	1.000 ea

AC Induction Motor Performance Data
Record # 82151
Typical performance - not guaranteed values

Winding: 35WGG198-R001	**Type:** 3522M	**Enclosure:** TEFC

Nameplate Data				**575 V, 60 Hz: Single Voltage Motor**	
Rated Output (HP)			1	**Full Load Torque**	2.99 LB-FT
Volts			575	**Start Configuration**	direct on line
Full Load Amps			1.3	**Breakdown Torque**	16.37 LB-FT
R.P.M.			1770	**Pull-up Torque**	7.31 LB-FT
Hz	60	**Phase**	3	**Locked-rotor Torque**	10.16 LB-FT
NEMA Design Code	B	**KVA Code**	N	**Starting Current**	12.72 A
Service Factor (S.F.)			1.15	**No-load Current**	0.972 A
NEMA Nom. Eff.	85.5	**Power Factor**	67	**Line-line Res. @ 25ºC**	22.9 Ω
Rating - Duty			40C AMB-CONT	**Temp. Rise @ Rated Load**	63°C
S.F. Amps			1.4	**Temp. Rise @ S.F. Load**	71°C
				Locked-rotor Power Factor	59.6
				Rotor inertia	0.159 lb-ft²

Load Characteristics 575 V, 60 Hz, 1 HP

% of Rated Load	**25**	**50**	**75**	**100**	**125**	**150**	**S.F.**
Power Factor	28	44	56	67	73	78	71
Efficiency	71.2	81.2	84.4	86	85.7	85.1	85.8
Speed	1793	1786	1781	1773	1766	1757	1769
Line amperes	0.988	1.06	1.18	1.32	1.49	1.69	1.42

ABB Motors and Mechanical Inc.

WINDING # 35WGG198

1 HP 3 PH 60 HZ 1770 RPM 575 V 3522M

Typical performance - not guaranteed values.

TORQUES(LB-FT): PO=16.37 PU=7.31 LR=10.16 LRA=12.72

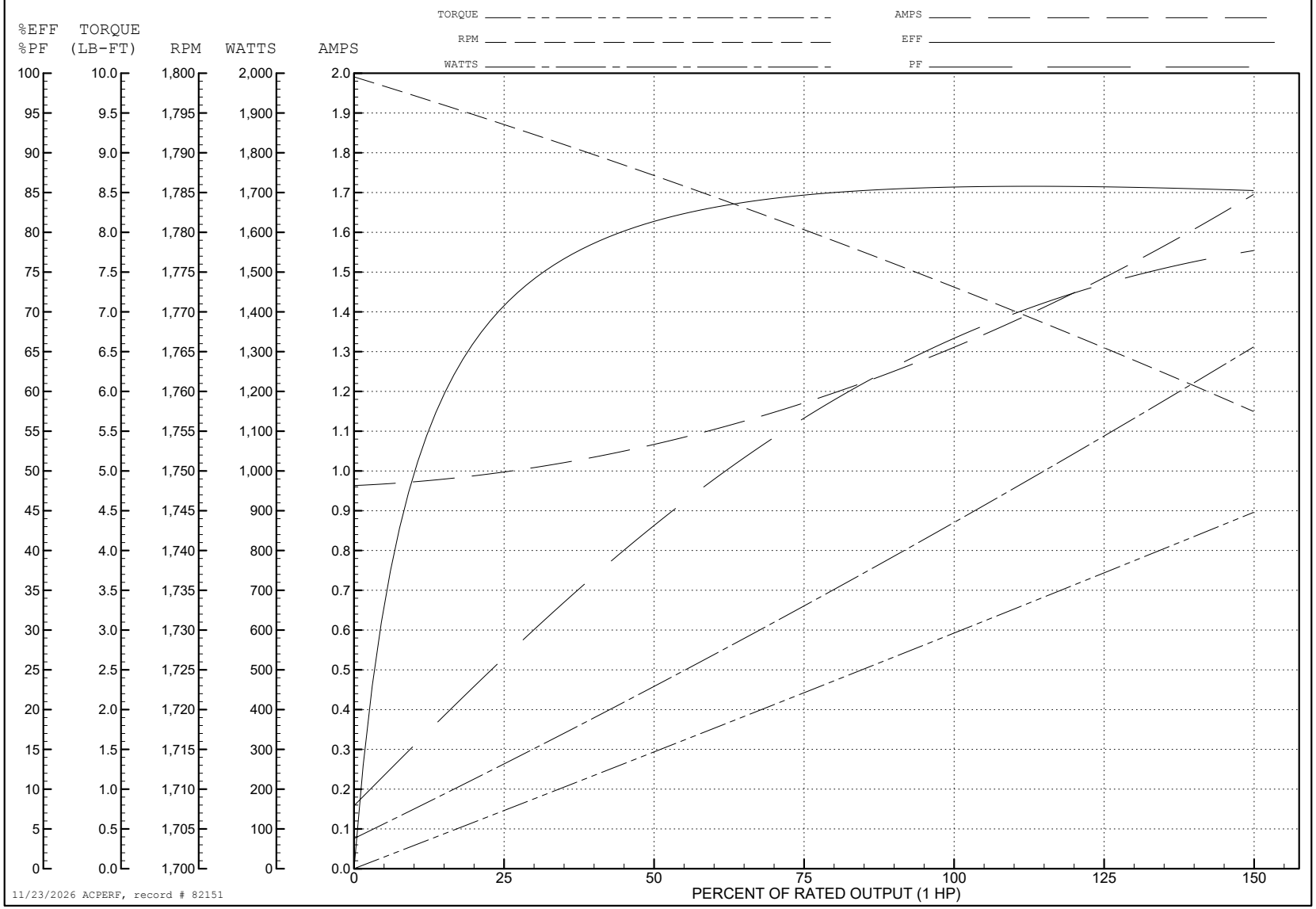

11/23/2026 ACPERF, record # 82151

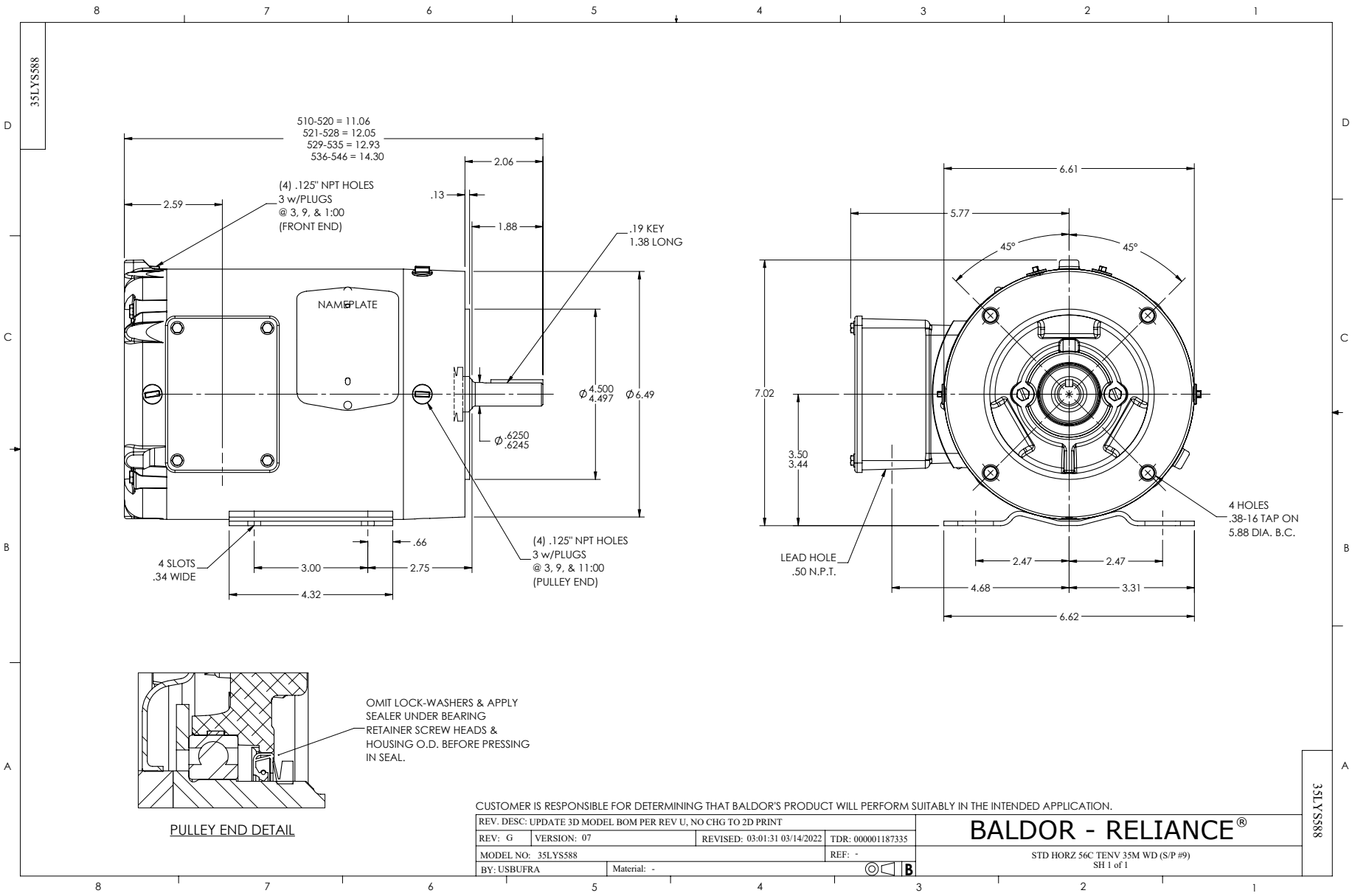
35LYS588
510-520 = 11.06
521-528 = 12.05
529-535 = 12.93
536-546 = 14.30
2.06
.13
1.88
2.59
(4) .125" NPT HOLES
3 w/PLUGS
@ 3, 9, & 1:00
(FRONT END)
.19 KEY
1.38 LONG
NAMEPLATE
Ø 4.500
4.497
Ø 6.49
Ø .6250
.6245
.66
4 SLOTS
.34 WIDE
3.00
2.75
4.32
(4) .125" NPT HOLES
3 w/PLUGS
@ 3, 9, & 11:00
(PULLEY END)
6.61
5.77
45°
45°
7.02
3.50
3.44
4 HOLES
.38-16 TAP ON
5.88 DIA. B.C.
LEAD HOLE
.50 N.P.T.
2.47
2.47
4.68
3.31
6.62
OMIT LOCK-WASHERS & APPLY
SEALER UNDER BEARING
RETAINER SCREW HEADS &
HOUSING O.D. BEFORE PRESSING
IN SEAL.
PULLEY END DETAIL
CUSTOMER IS RESPONSIBLE FOR DETERMINING THAT BALDOR'S PRODUCT WILL PERFORM SUITABLY IN THE INTENDED APPLICATION.
REV. DESC: UPDATE 3D MODEL BOM PER REV U, NO CHG TO 2D PRINT
REV: G
VERSION: 07
REVISED: 03:01:31 03/14/2022
TDR: 000001187335
MODEL NO: 35LYS588
REF: -
BY: USBUFRA
Material: -
B
BALDOR - RELIANCE®
STD HORZ 56C TENV 35M WD (S/P #9)
SH 1 of 1
35LYS588

CD0006

TYPICAL WYE–CONNECTED MOTOR

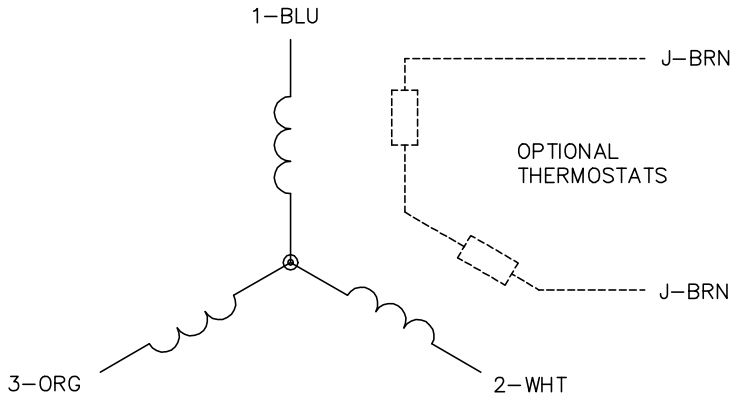

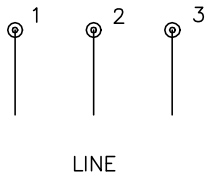

TYPICAL DELTA–CONNECTED MOTOR

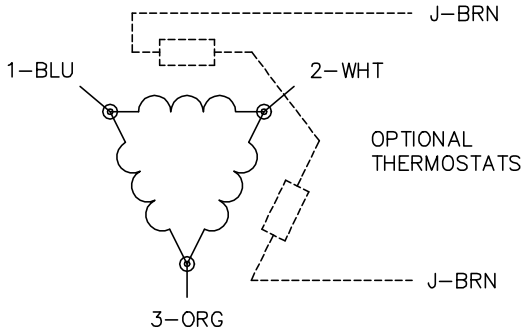

NOTES:

1. THREE LEAD MOTOR MAY BE EITHER WYE CONNECTED OR DELTA CONNECTED.
2. INTERCHANGE ANY TWO LINE LEADS TO REVERSE ROTATION.
3. OPTIONAL THERMOSTATS ARE PROVIDED WHEN SPECIFIED.
4. ACTUAL NUMBER OF INTERNAL PARALLEL CIRCUITS MAY VARY.
5. LEAD COLORS ARE OPTIONAL. LEADS MUST BE NUMBERED AS SHOWN.

CD0006

REV. DESC: ADD CLASS CONN00000007		
REV. LTR: E	VERSION: 01	TDR: 000001099922
FILE: \AAA\00005\141	REVISED: 10:24:49 02/19/2019	BY: ENBRIR0
MTL: –		

BALDOR - RELIANCE®

3PH, SV, 3 LEADS, WYE OR DELTA CONNECTED

SH 1 of 1