ABB BALDOR RELIANCE

Customer information packet

CEWDM3558T

2HP, 1750RPM, 3PH, 60HZ, 145TC, 3526M, TEFC, F1
Class - None
Division - Not Applicable

Copyright © All product information within this document is subject to ABB Motors and Mechanical Inc. copyright © protection, unless otherwise noted.
11/23/2026 2:26:46 AM

Specifications

Enclosure	TEFC
Frame	145TC
Frame Material	Steel
Frequency	60.00 Hz
Haz Area Class and Group	None
Haz Area Division	Not Applicable
Motor Letter Type	Three Phase
Output @ Frequency	2.000 HP @ 60 HZ
Phase	3
Synchronous Speed @ Frequency	1800 RPM @ 60 HZ
Voltage @ Frequency	230.0 V @ 60 HZ
	460.0 V @ 60 HZ
Agency Approvals	CURUSEEV
	NEMA PREMIUM
Ambient Temperature	40 °C
Auxiliary Box	NO AUXILLARY BOX
Auxiliary Box Lead Termination	None
Base Indicator	Rigid
Bearing Grease Type	Polyrex EM (-20F +300F)
Blower	None
Current @ Voltage	2.600 A @ 460.0 V
	5.200 A @ 230.0 V
	5.800 A @ 208.0 V
Design Code	B
Drip Cover	No Drip Cover
Duty Rating	CONT
Efficiency @ 100% Load	86.5 %
Electrically Isolated Bearing	Not Electrically Isolated
Feedback Device	NO FEEDBACK
Front Shaft Indicator	None
Heater Indicator	No Heater
High Voltage Full Load Amps	2.6 a

Part Detail

Revision	-
Type	AC
Mech. spec.	35SS595
Base	
Status	PRD/A
Elec. spec.	35WGZ165
Layout	35LYSS595
Eff. date	02-19-2026
CD Diagram	CD0005
Poles	04
Leads	9#18
Proprietary	False
Created date	11-04-2025

Insulation Class	F
Inverter Code	Inverter Ready
KVA Code	K
Lifting Lugs	No Lifting Lugs
Locked Bearing Indicator	Locked Bearing
Motor Lead Quantity/Wire Size	9 @ 18 AWG
Motor Lead Termination	Flying Leads
Motor Standards	NEMA
Motor Type	3526M
Mounting Arrangement	F1
Number of Poles	4
Overall Length	13.29 IN
Power Factor	82
Product Family	Wash Down
Pulley End Bearing Type	Sealed Bearing
Pulley Face Code	C-Face
Pulley Shaft Indicator	Standard
Rodent Screen	None
RoHS Status	ROHS COMPLIANT
Service Factor	1.15
Shaft Diameter	0.875 IN
Shaft Ground Indicator	No Shaft Grounding
Shaft Rotation	Reversible
Shaft Slinger Indicator	Shaft Slinger
Speed	1750 rpm
Speed Code	Single Speed
Starting Method	Direct on line
Thermal Device - Bearing	None
Thermal Device - Winding	None
Vibration Sensor Indicator	No Vibration Sensor
Winding Thermal 1	None
Winding Thermal 2	None

Nameplate

NP1669L								
CAT.NO.	CEWDM3558T							
SPEC.	35SS595Z165							
HP	2							
VOLTS	230/460							
AMP	5.6/2.8							
RPM	1760							
FRAME	145TC	**HZ**	60			**PH**	3	
SER.F.	1.15	**CODE**	K	**DES**	B	**CLASS**	F	
NEMA-NOM-EFF	86.5	**PF**	78					
RATING	40C AMB-CONT							
CC	010A							
DE	6205	**ODE**	6203					
ENCL	TEFC	**SN**						
BLANK	SFA 6.3/3.15							

Parts List

Part number	Description	Quantity
SA444216	SA 35SS595Z165	1.000 ea
RA436742	RA 35SS595Z165	1.000 ea
34FN3002B01	EXTERNAL FAN, PLASTIC, .637/.639 HUB W/	1.000 ea
NS2512A01	INSULATOR, CONDUIT BOX X	1.000 ea
35CB3010A01G	35 CB .75 NPT @ 6:00 (GRAY)	1.000 ea
35GS1039	05 MOLDED GASKET W/LIP, 1.12 LEAD HOLE,	1.000 ea
51XB1016A08	10-16X 1/2HXWSSLD SERTYB	2.000 ea
11XW1032G06	10-32 X .38, TAPTITE II, HEX WSHR SLTD U	1.000 ea
35EP3122B00W	MASTER ODE,203 BRG,.683SH,.125NPT DRNS,F	1.000 ea
HW4072A01	BLACK DRAIN PLUG FOR .125 NPT	3.000 ea
HW5100A03	WAVY WASHER (W1543-017)	1.000 ea
35EP3307E00W	MASTER DE,205 BRG,1.623SH,.125NPT DRNS,C	1.000 ea
HW4072A01	BLACK DRAIN PLUG FOR .125 NPT	3.000 ea
HW4600B49	SEAL 0.938 X 1.624 X 0.250 SINGLE LIP DB	1.000 ea
12XN1032S20	10-32 X 1-1/4 HEX M.S. , STAINLESS STEEL	2.000 ea
51XB1214A16	12-14X1.00 HXWSSLD SERTYB	1.000 ea
35FH4005A32	IEC FH NO GRSR W/3 HOLES - PRIMED	1.000 ea
11XW1032S06	10-32 X .38, TAPTITE II, HEX WSHR SLTD U	3.000 ea
35CB4522	35 LIPPED CB LID PRIMED	1.000 ea
35GS1030A02	35 GS FOR CB LID - WHITE NEOPRENE	1.000 ea
59XW0832S07	TAPTITE II,HEX WSHR UNSLTD SER,410 S.S.,	4.000 ea
HW4600B39SP	V-RING SLINGER 0.550 X 0.790 X .18 VITON	1.000 ea
HW4600B46	V-RING SLINGER 0.875 X 1.420 X .24 VITON	1.000 ea
HW2502D13	SS KEY, 3/16 SQ X 1.375	1.000 ea
HA7000A01	KEY RETAINER 7/8" DIA SHAFT	1.000 ea
MJ5001A27	32220KN GRAY SEALER *MIN BUY 4 QTS=1GAL	0.001 qt
LB1164	LABEL,WARNING AND DRAIN	1.000 ea
85XU0407S04	4X1/4 U DRIVE PIN STAINLESS	2.000 ea
HA5027A02	HA4054 T-DRAIN X2 BAGGED WITH LABEL	1.000 ea
MJ1000A02	GREASE, POLYREX EM EXXON	0.050 lb
MG1025Z02	ACTIVATOR WILKOFAST 060.02HF	0.010 ga

MG1025W01	WILKOFAST, 781.01, SIGNAL WHITE #9003	0.017 ga
HA3100S11	THRUBOLT - 10-32 X 8.500 W	4.000 ea
LC0005	CONN.DIA.,TY M,9-LD,DUAL VOLT,REVERSING	1.000 ea
NP1669L	SS WD SUPER-E UL PREM REV MTG	1.000 ea
36PA1000	PKG GRP, PRINT PK1016A08	1.000 ea
MN416A01	TAG-INSTAL-MAINT no wire (2500 bx)11/25	1.000 ea
FE-0000001	ZRTG FE ASSEMBLY	1.000 ea
PE-0000002	ZRTG PE ASSEMBLY	1.000 ea

AC Induction Motor Performance Data
Record # 114535
Typical performance - not guaranteed values

Winding: 35WGZ165-R001	**Type:** 3526M	**Enclosure:** TEFC

Nameplate Data				**460 V, 60 Hz: High Voltage Connection**	
Rated Output (HP)			2	**Full Load Torque**	5.979 LB-FT
Volts			230/460	**Start Configuration**	direct on line
Full Load Amps			5.2/2.6	**Breakdown Torque**	18.4 LB-FT
R.P.M.			1750	**Pull-up Torque**	13.7 LB-FT
Hz	60	**Phase**	3	**Locked-rotor Torque**	14.5 LB-FT
NEMA Design Code	B	**KVA Code**	K	**Starting Current**	17.9 A
Service Factor (S.F.)			1.15	**No-load Current**	1.24 A
NEMA Nom. Eff.	86.5	**Power Factor**	82	**Line-line Res. @ 25ºC**	10.857 Ω
Rating - Duty			40C AMB-CONT	**Temp. Rise @ Rated Load**	59°C
S.F. Amps			6/3	**Temp. Rise @ S.F. Load**	75°C
				Locked-rotor Power Factor	59.3

Load Characteristics 460 V, 60 Hz, 2 HP

% of Rated Load	**25**	**50**	**75**	**100**	**125**	**150**	**S.F.**
Power Factor	42	64	76	82	86	87	84
Efficiency	82.7	87.6	87.8	86.6	84.6	82	85.4
Speed	1788.4	1776.9	1763.5	1748.9	1731.7	1711.8	1739
Line amperes	1.35	1.65	2.09	2.61	3.21	3.91	2.97

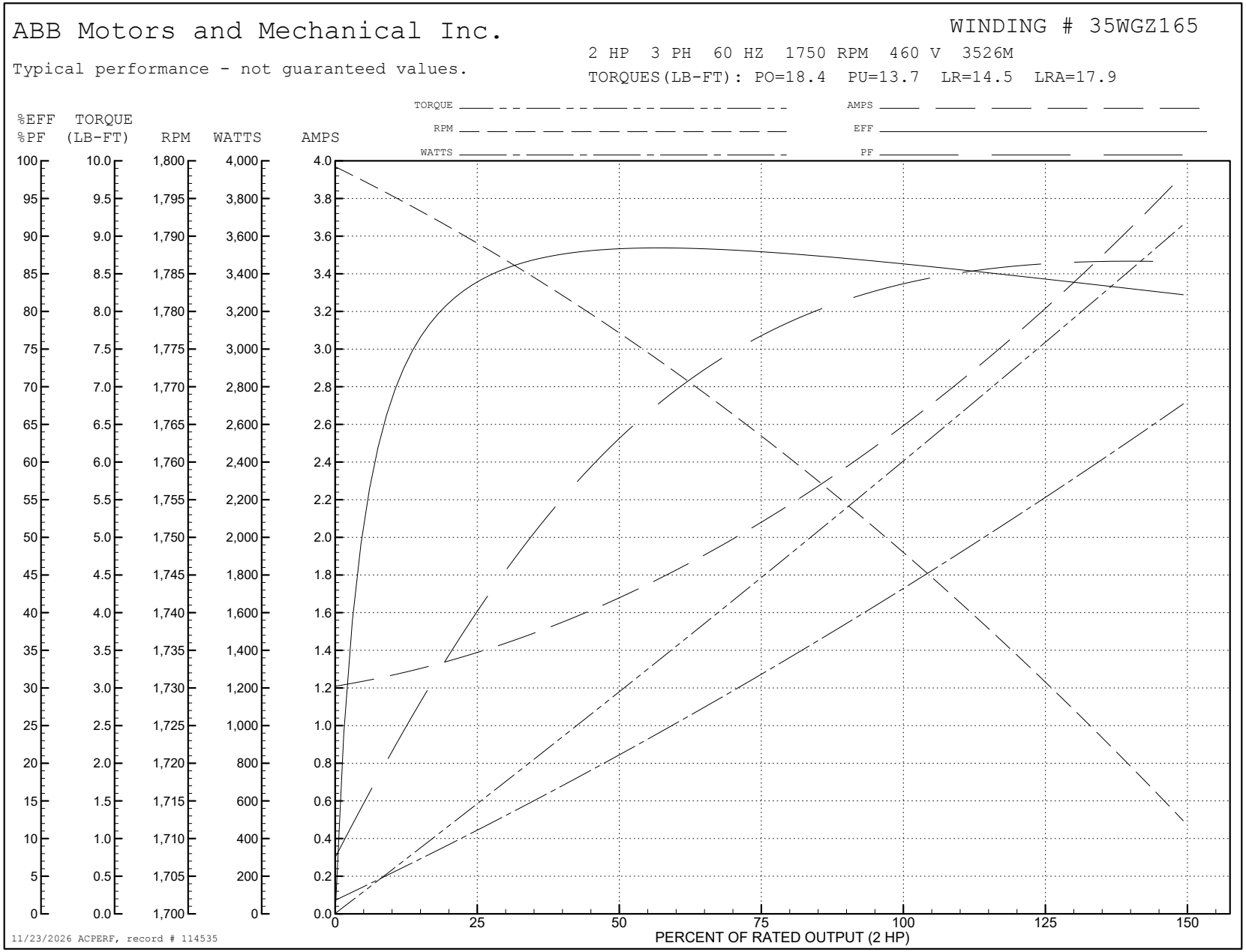
ABB Motors and Mechanical Inc.
WINDING # 35WGZ165
2 HP 3 PH 60 HZ 1750 RPM 460 V 3526M
Typical performance - not guaranteed values.
TORQUES(LB-FT): PO=18.4 PU=13.7 LR=14.5 LRA=17.9
TORQUE
RPM
WATTS
AMPS
EFF
PF
%EFF %PF
TORQUE (LB-FT)
RPM
WATTS
AMPS
PERCENT OF RATED OUTPUT (2 HP)
11/23/2026 ACPERF, record # 114535

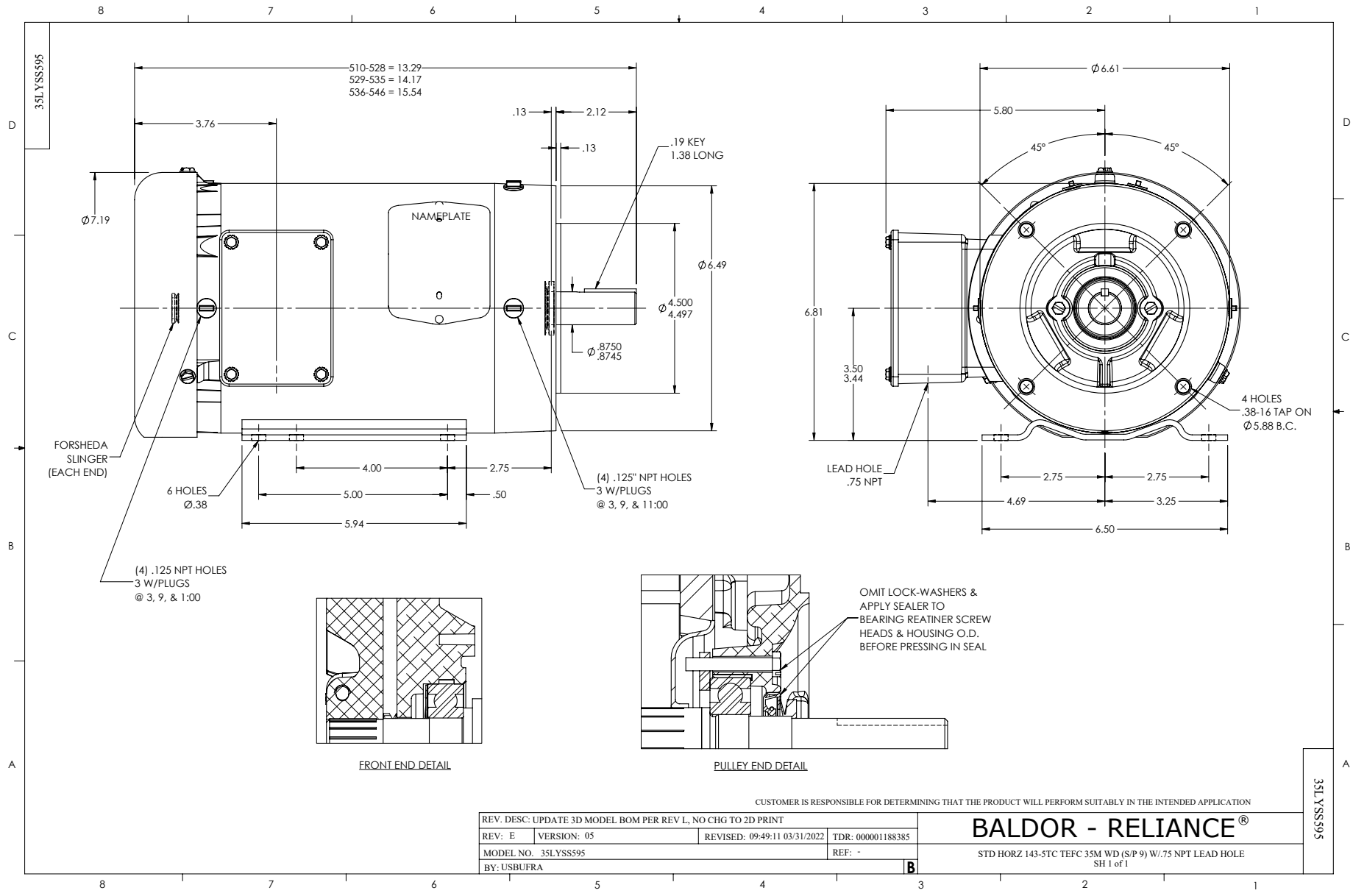
35LYSS595
510-528 = 13.29
529-535 = 14.17
536-546 = 15.54
3.76
.13
2.12
.13
.19 KEY
1.38 LONG
Ø7.19
NAMEPLATE
Ø6.49
Ø4.500
4.497
Ø.8750
.8745
FORSHEDA
SLINGER
(EACH END)
6 HOLES
Ø.38
4.00
2.75
5.00
.50
5.94
(4) .125" NPT HOLES
3 W/PLUGS
@ 3, 9, & 11:00
(4) .125 NPT HOLES
3 W/PLUGS
@ 3, 9, & 1:00
Ø6.61
5.80
45°
45°
6.81
3.50
3.44
4 HOLES
.38-16 TAP ON
Ø5.88 B.C.
LEAD HOLE
.75 NPT
2.75
2.75
4.69
3.25
6.50
FRONT END DETAIL
OMIT LOCK-WASHERS &
APPLY SEALER TO
BEARING REATINER SCREW
HEADS & HOUSING O.D.
BEFORE PRESSING IN SEAL
PULLEY END DETAIL
CUSTOMER IS RESPONSIBLE FOR DETERMINING THAT THE PRODUCT WILL PERFORM SUITABLY IN THE INTENDED APPLICATION
REV. DESC: UPDATE 3D MODEL BOM PER REV L, NO CHG TO 2D PRINT
REV: E
VERSION: 05
REVISED: 09:49:11 03/31/2022
TDR: 000001188385
MODEL NO. 35LYSS595
REF: -
BY: USBUFRA
B
BALDOR - RELIANCE®
STD HORZ 143-5TC TEFC 35M WD (S/P 9) W/.75 NPT LEAD HOLE
SH 1 of 1
35LYSS595

CD0005

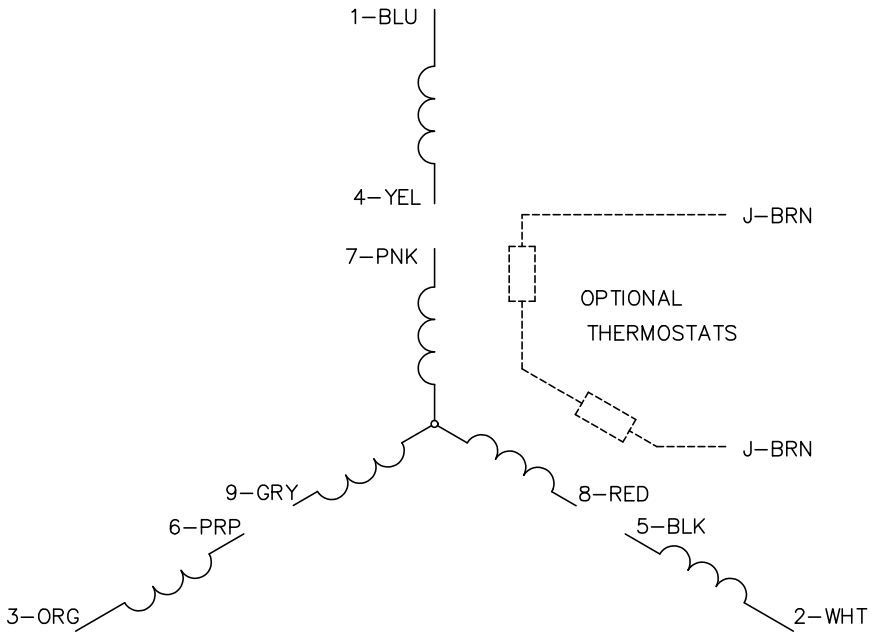

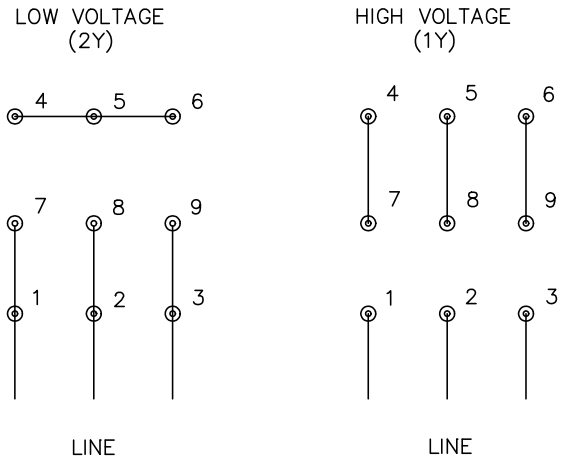

NOTES:

1. INTERCHANGE ANY TWO LINE LEADS TO REVERSE ROTATION.
2. OPTIONAL THERMOSTATS ARE PROVIDED WHEN SPECIFIED.
3. ACTUAL NUMBER OF INTERNAL PARALLEL CIRCUITS MAY BE A MULTIPLE OF THOSE SHOWN ABOVE.
4. LEAD COLORS ARE OPTIONAL. LEADS MUST ALWAYS BE NUMBERED AS SHOWN.

CD0005

REV. DESC: REVISE TO SHOW OPTIONAL COLORS			BALDOR ELECTRIC Co.
REV. LTR: E	BY: JLP	REVISED: 01/19/99 10:15	TDR: 0171435
CD0005		FILE: AAA00005140	MDL: –
		MTL: –	3PH, DV, 9 LEADS