



Customer information packet

CSWDM3539

.5HP, 1160RPM, 3PH, 60HZ, 56C, 3522M, TENV, F1

Class - None

Division - Not Applicable

Specifications

Enclosure	TENV
Frame	56C
Frame Material	Stainless Steel
Frequency	60.00 Hz
Motor Letter Type	Three Phase
Output @ Frequency	.500 HP @ 60 HZ
Phase	3
Synchronous Speed @ Frequency	1200 RPM @ 60 HZ
Voltage @ Frequency	460.0 V @ 60 HZ 230.0 V @ 60 HZ 208.0 V @ 60 HZ
XP Class and Group	None
XP Division	Not Applicable
Agency Approvals	CSA UR
Ambient Temperature	40 °C
Auxillary Box	No Auxillary Box
Auxillary Box Lead Termination	None
Base Indicator	Rigid
Bearing Grease Type	Polyrex EM (-20F +300F)
Blower	None
Current @ Voltage	1.900 A @ 230.0 V 1.900 A @ 208.0 V .950 A @ 460.0 V
Design Code	B
Drip Cover	No Drip Cover
Duty Rating	CONT
Efficiency @ 100% Load	78.5 %
Electrically Isolated Bearing	Not Electrically Isolated
Feedback Device	NO FEEDBACK
Front Face Code	Standard
Front Shaft Indicator	None

Part detail

Revision	M
Type	AC
Mech. spec.	35S630
Base	
Status	PRD/A
Elec. spec.	35WGN469
Layout	35LYS630
Eff. date	09-11-2023
CD Diagram	CD0005
Poles	06
Leads	9#18
Proprietary	False
Created date	04-04-2012

Heater Indicator	No Heater
High Voltage Full Load Amps	1.0 a
Insulation Class	F
Inverter Code	Not Inverter
KVA Code	K
Lifting Lugs	No Lifting Lugs
Locked Bearing Indicator	Locked Bearing
Motor Lead Exit	Ko Box
Motor Lead Quantity/Wire Size	9 @ 18 AWG
Motor Lead Termination	Flying Leads
Motor Standards	NEMA
Motor Type	3522M
Mounting Arrangement	F1
Number of Poles	6
Overall Length	12.06 IN
Power Factor	60
Product Family	Wash Down Paint Free
Pulley End Bearing Type	Sealed Bearing
Pulley Face Code	C-Face
Pulley Shaft Indicator	Standard
Rodent Screen	None
Service Factor	1.25
Shaft Diameter	0.625 IN
Shaft Extension Location	Pulley End
Shaft Ground Indicator	No Shaft Grounding
Shaft Rotation	Reversible
Shaft Slinger Indicator	No Slinger
Speed	1165 rpm
Speed Code	Single Speed
Starting Method	Direct on line
Thermal Device - Bearing	None
Thermal Device - Winding	None
Vibration Sensor Indicator	No Vibration Sensor
Winding Thermal 1	None

Winding Thermal 2

None

Nameplate

NP1496L									
CAT.NO.	CSWDM3539								
SPEC.	35S630N469G1								
HP	.5								
VOLTS	208-230/460								
AMP	1.9/0.95								
RPM	1165								
FRAME	56C		HZ	60		PH	3		
SER.F.	1.25	CODE	K	DES	B	CLASS	F		
NEMA-NOM-EFF	78.5	PF	60						
RATING	40C AMB-CONT								
CC									
DE	6205		ODE	6203					
ENCL	TENV	SN							
	SFA 2.3-2.2/1.1								

Parts list

Part number	Description	Quantity
SA242079	SA 35S630N469G1	1.000 ea
RA228991	RA 35S630N469G1	1.000 ea
NS2512A01	INSULATOR, CONDUIT BOX X	1.000 ea
35CB5001A03	CONDUIT BOX KIT, FOR SUPER II WASHDOWN	1.000 ea
11XW1032G06	10-32 X .38, TAPTITE II, HEX WSHR SLTD U	1.000 ea
35EP3122D00U	MASTER ODE,203 BRG, .125NPT DRNS(BALL BUR	1.000 ea
HW4500S33	1/8 NPT STAINLESS #304 SS PLUG	3.000 ea
HW5100A03	WAVY WASHER (W1543-017)	1.000 ea
35EP3307E00U	MASTER DE,205 BRG,1.623SH, .125NPT DRNS,C	1.000 ea
HW4500S33	1/8 NPT STAINLESS #304 SS PLUG	3.000 ea
HW4606A02	JM CLIPPER/SEAL (LWE-0938-1624-AL23)	1.000 ea
12XN1032S20	10-32 X 1-1/4 HEX M.S. , STAINLESS STEEL	2.000 ea
HA1049A01	DUBO LOK WASHER SIZE 10 (NYLON LOCK SEAL	2.000 ea
HA1049A01	DUBO LOK WASHER SIZE 10 (NYLON LOCK SEAL	4.000 ea
HW2502D13	SS KEY, 3/16 SQ X 1.375	1.000 ea
HA7000A04	KEY RETAINER 0.625 DIA SHAFTS	1.000 ea
MJ5001A02	732 CL SEALANT 3 OZ DIXIE BEARING 289100	0.001 ea
85XU0407S04	4X1/4 U DRIVE PIN STAINLESS	2.000 ea
LB1164	LABEL,WARNING AND DRAIN	1.000 ea
HA5027A02	HA4054 T-DRAIN X2 BAGGED WITH LABEL	1.000 ea
MJ1000A02	GREASE, POLYREX EM EXXON	0.050 lb
HA3100S24	THRUBOLT 8.625 LENGTH 1.250 TH LENGTH SS	4.000 ea
LC0005	CONN.DIA.,TY M,9-LD,DUAL VOLT,REVERSING	1.000 ea
NP1496L	SS WD UL CC	1.000 ea
35PA1066	PKG GRP, PRINT PK1008A06	1.000 ea
MN416A01	TAG-INSTAL-MAINT no wire (2100bx)4/22	1.000 ea
FE-0000001	ZRTG FE ASSEMBLY	1.000 ea
PE-0000001	ZRTG PE ASSEMBLY	1.000 ea

AC Induction Motor Performance Data

Record # 38108

Typical performance - not guaranteed values

Winding: 35WGN469-R001		Type: 3522M		Enclosure: TENV	
Nameplate Data			460 V, 60 Hz: High Voltage Connection		
Rated Output (HP)	.5	Full Load Torque	2.19 LB-FT		
Volts	208-230/460	Start Configuration	direct on line		
Full Load Amps	1.9/0.95	Breakdown Torque	7.69 LB-FT		
R.P.M.	1165	Pull-up Torque	5.09 LB-FT		
Hz	60 Phase	3	Locked-rotor Torque	5.89 LB-FT	
NEMA Design Code	B KVA Code	K	Starting Current	5.68 A	
Service Factor (S.F.)	1.25	No-load Current	0.712 A		
NEMA Nom. Eff.	78.5 Power Factor	60	Line-line Res. @ 25°C	33.876 Ω	
Rating - Duty	40C AMB-CONT	Temp. Rise @ Rated Load	73°C		
S.F. Amps	2.3-2.2/1.1	Temp. Rise @ S.F. Load	100°C		

Load Characteristics 460 V, 60 Hz, 0.5 HP

% of Rated Load	25	50	75	100	125	150	S.F.
Power Factor	24	39	51	60	67	72	67
Efficiency	58.1	72.5	77.4	78.8	78.8	77.6	78.8
Speed	1192.7	1184.4	1175.1	1165.4	1154.5	1141.6	1154
Line amperes	0.734	0.78	0.855	0.955	1.08	1.23	1.08

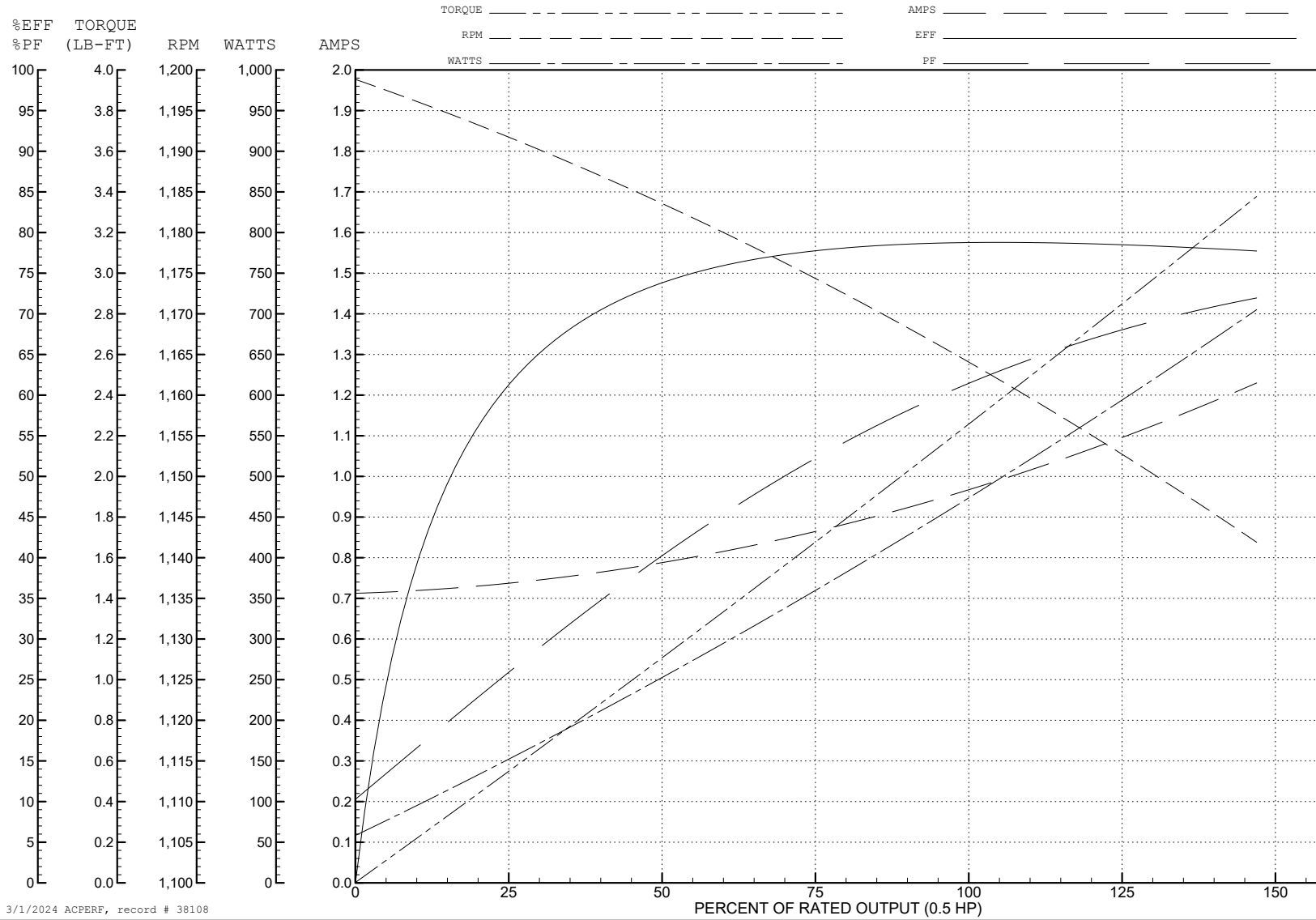
ABB Motors and Mechanical Inc.

WINDING # 35WGN469

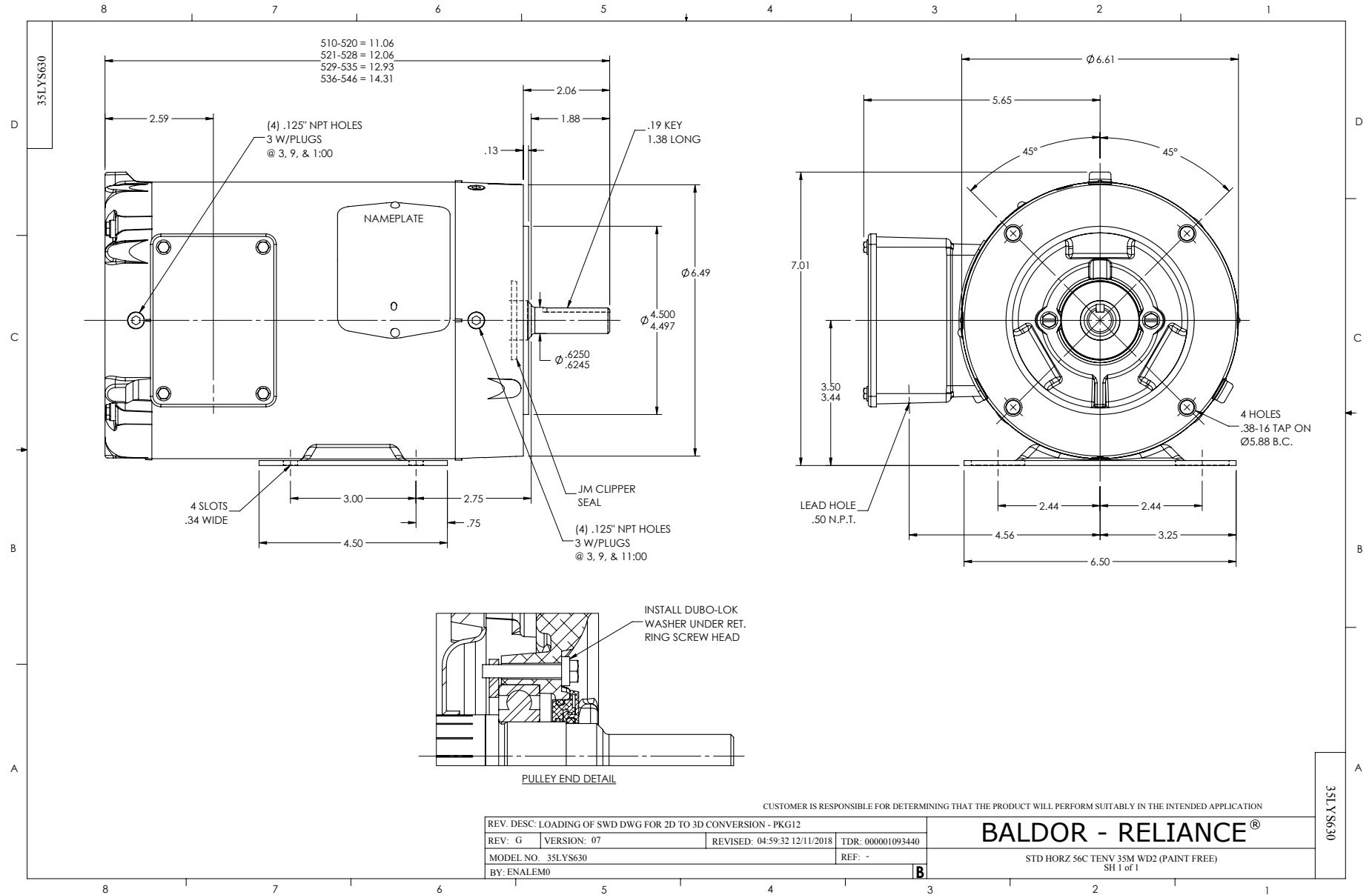
0.5 HP 3 PH 60 HZ 1165 RPM 460 V 3522M

Typical performance - not guaranteed values.

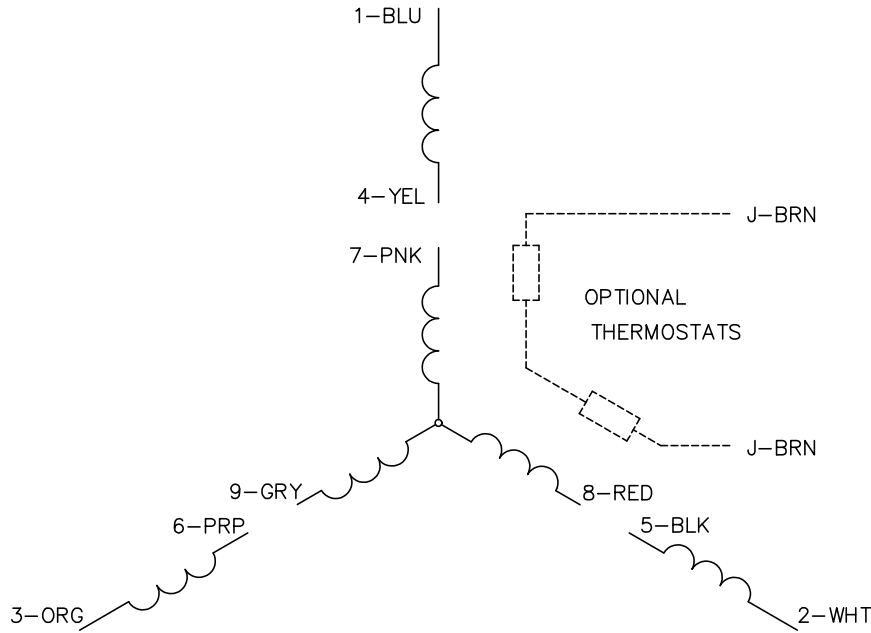
TORQUES (LB-FT): PO=7.69 PU=5.09 LR=5.89 LRA=5.68



3/1/2024 ACPERF, record # 38108



CD0005



LOW VOLTAGE
(2Y)



LINE

HIGH VOLTAGE
(1Y)



LINE

NOTES:

1. INTERCHANGE ANY TWO LINE LEADS TO REVERSE ROTATION.
2. OPTIONAL THERMOSTATS ARE PROVIDED WHEN SPECIFIED.
3. ACTUAL NUMBER OF INTERNAL PARALLEL CIRCUITS MAY BE A MULTIPLE OF THOSE SHOWN ABOVE.
4. LEAD COLORS ARE OPTIONAL. LEADS MUST ALWAYS BE NUMBERED AS SHOWN.

CD0005

REV. DESC: REVISE TO SHOW OPTIONAL COLORS			
REV. LTR: E	BY: JLP	REVISED: 01/19/99 10:15	TDR: 0171435
S00000		FILE: AAA00005140	MDL: -
		MTL: -	

BALDOR ELECTRIC Co.

3PH, DV, 9 LEADS