Customer information packet

D50150RS-BV

150HP, 1750RPM, DC, 3612ATZ, DPG-FV,

Copyright © All product information within this document is subject to ABB Motors and Mechanical Inc. copyright © protection, unless otherwise noted.
8/7/2026 7:56:53 PM

Specifications

Enclosure	DP
Frame	MC3612ATZ
Frame Material	Steel
Output Power	150.000 HP
Agency Approvals	CCSA US
Ambient Temperature	40 °C
Bearing Grease Type	Polyrex EM (-20F +300F)
Drip Cover	No Drip Cover
Feedback Device	NO FEEDBACK
Field Winding Type	STAB SHUNT
Frame Prefix	MC
Heater Indicator	No Heater
Lifting Lugs	Standard Lifting Lugs
Motor Standards	NEMA
Mounting Arrangement	F2
Overall Length	42.88 IN
Shaft Extension Location	Pulley End
Shaft Ground Indicator	No Shaft Grounding
Shaft Slinger Indicator	No Slinger

Part Detail

Revision	A
Type	DC
Mech. spec.	
Base	
Status	PRD/A
Elec. spec.	G6363D B
Layout	609972-049
Eff. date	01-15-2025
CD Diagram	
Poles	00
Leads	
Proprietary	False
Created date	04-09-2015

Nameplate

000613006LP							
CAT.NO.	D50150RS-BV	**SPEC NO.**	T36S1313				
FR	MC 3612ATZ	**HP**	150	**DUTY**	CONT		
ENCL.	DP	**RPM**	1750/2000	**S.F.**	1.0		
ENCL MOD	FORCE VENT	**VOLTS**	500	**INSUL**	F		
MAX SAFE SPEED	03400	**AMPS**	240.00	**AMB.**	40		
	FIELD DATA	**SER.NO.**					
WINDING	STAB SHUNT	**POWER CODE**	C				
VOLTS	300	**D.E. BRG.**	95BC02J30X				
MAX AMPS @ 25 C	4.81	**O.D.E. BRG.**	80BC02J30X				
HOT AMPS	3.47/2.98	**MIN. AMB.**	0	**TYPE**	TR		
	BRUSH:419904052AF						
	AIR BAFFLED						

Parts List

Part number	Description	Quantity
SA297016	SA T36S1313	1.000 ea
AA016067	AA T36S1313	1.000 ea
000613006LP	EXTRUDER DUTY D-C MOTOR W/CSA	1.000 ea
000692000FP	NP, WARNING LIFT INSTRUCTIONS	1.000 ea
033775004EA	DRSCR #6-1/4 304 S.S.	8.000 ea
000692000FS	WARNING LABEL	1.000 ea
036000014JB	M8 X 1.25X14MM HXHDCS	4.000 ea
036000020KB	MHHCS M10-1.5X20MM PLTD.	4.000 ea
036501009AB	M8-1.25 X 9MM HEX NUTS	8.000 ea
036600009AB	METRIC FLWASH M8 PLATED	4.000 ea
036610010AB	MHSLW M10 PLATED	4.000 ea
419904-52AF	BRUSH EXTRUDER DUTY	8.000 ea
419905003A	FLAT WASHER ROCKER RPM III RGG	4.000 ea
419905004A	HARDWARE	8.000 ea
706364052E	BRHLD METRIC SPRING CHG.	4.000 ea
706372012RC	ROCKR METRIC	1.000 ea
034693001AB	PPLG - G508- use 034692001AB	1.000 ea
034693001AB	PPLG - G508- use 034692001AB	1.000 ea
035000001A	ALFTG 1/8" 1610-BL	1.000 ea
035000001BB	GREASE FTG,GRS.IN	1.000 ea
036000075KB	HHCS M10 75MM ZINCPLAT	4.000 ea
036100080KA	M10-1.50X 80MM HXSOCHDCS	4.000 ea
036310012FB	PHMS M4 X 12MM M2	8.000 ea
036500013AB	M16 X 2.0 HX NUT,ODE BRKT 304589	4.000 ea
036500013AB	M16 X 2.0 HX NUT,ODE BRKT 304589	4.000 ea
036501006AB	KPNUT M4 ZINC	8.000 ea
406055001C	GRFTG	1.000 ea
049730000L	BPLUG	6.000 ea
412118001B	3/8-16 X 3/4 DRAIN SSTL.	1.000 ea
004824015A	GREASE POLYREX EM	0.600 lb
418057013A	GROMT	4.000 ea

418150003A	GREASE FITTING CAP	2.000 ea
419912001B	W WASHER	1.000 ea
609830005Z	TBOLT METRIC RP609830-	4.000 ea
706311006E	PLATE	1.000 ea
706311006F	INSUL	1.000 ea
706311006X	BAFLE	1.000 ea
801932052A	BRKT,ODE,C360	1.000 ea
801933057B	BRKT,DE,C360	1.000 ea
000613006NT	NAME PLATE IEC	1.000 ea
032018004CK	HHCS 3/8-16X1/2L PLATED	4.000 ea
032018006CK	HHCS 3/8-16X3/4L PLATED 411409	4.000 ea
034017014AB	LCKW 3/8 STD. PLATED	4.000 ea
036000012HB	HHCS M6X12MM LONG PLATED	4.000 ea
036000012JB	M8-1.25 X 12MM HXHDC	3.000 ea
036000020JB	HHCS M8-1.25X20L PLTD-250	6.000 ea
036000020JB	HHCS M8-1.25X20L PLTD-250	6.000 ea
036000045HB	MHHCS M6X45MM PLATED	3.000 ea
036000045JB	M8-1.25 X 45MM HXHCS	4.000 ea
036010012GB	M5-.8 X 12 HXWHD SCREW	3.000 ea
036010012GB	M5-.8 X 12 HXWHD SCREW	6.000 ea
036620009AB	M8 EXTERNAL LK WASHER	1.000 ea
036620010AB	M10 EXT. TOOTH LK WASHER	2.000 ea
065564004C	GASKT	1.000 ea
077176001A	CBOX Cover 360-400	1.000 ea
402731001A	GASK 360-440	1.000 ea
410978010F	FLANGE, INLET BLOWER HSG	1.000 ea
410978015A	GRILL, INLET FLANGE	1.000 ea
417733004E	GASKT	2.000 ea
418014004A	609185004cDPT/BOX	1.000 ea
418018070A	TAG "WARNING THERMOSTA	1.000 ea
036000016KB	HHCSM10-1.5X16MM PLTD-280	2.000 ea
418018074A	GROUND LABEL G100 METRIC 160 D.C.	3.000 ea
422919105	HHCVR KIT,C360,DE,SOLID	1.000 ea
422919105	HHCVR KIT,C360,DE,SOLID	1.000 ea

422919105	HHCVR KIT,C360,DE,SOLID	1.000 ea
422919116	HHCVR KIT,C360,ODE,SOLID	1.000 ea
422919116	HHCVR KIT,C360,ODE,SOLID	1.000 ea
422919127	HHCVR KIT,C360,ODE,LEXAN	1.000 ea
603989007C	FILTR	1.000 ea
610409051A	ADAPT	1.000 ea
610490001BW	32M 2P TEFC VER 145TCZ S/P32-6 SUPER E	1.000 ea
415000003E	T/LUG #4AWG-1/0AWG W/HOLE FOR .375 BOLT	1.000 ea
611917001K	GASKT	1.000 ea
611917001K	GASKT	1.000 ea
611917006Y	SCREEN, HAND HOLE CVR	1.000 ea
611965001E	BLOWER WHEEL	1.000 ea
705034035A	BAFFL	1.000 ea
706303020A	GUARD	2.000 ea
706303020B	GUARD	2.000 ea
706305026A	GUARD,SHAFT	1.000 ea
706313057J	HOUSING, BLOWER	1.000 ea
706320016A	CONDUIT BOX	1.000 ea
706920004R	FLHSG S MET	1.000 ea
706920007A	FLHSG	1.000 ea
000640000P	TAG WINDING THERMOST	1.000 ea
000692000NG	LABEL ;NP 4POLE METRIC LABEL	1.000 ea
004824007K	SPECIAL PAINT	0.300 ea
034180034JA	KEY 3/4X3/4X4-1/4 L	1.000 ea
418018071	LABEL LABE	1.000 ea

609972-049

INDUSTRIAL DIRECT CURRENT MOTORS AND GENERATORS – RPM III

ENCLOSURE: DRIP-PROOF FULLY-GUARDED, SPLASHPROOF

MOUNTING:FOOT

COOLING: FORCE VENTILATED WITH INTEGRAL BLOWER AND MOTOR AIR FILTERED- SPECIAL BAFFLE

ACCESSORIES: PROVISION FOR TACHOMETER MOUNTING ONLY WHEN SPECIFIED

FRAMES SC3210ATZ THRU ULLC3612ATZ

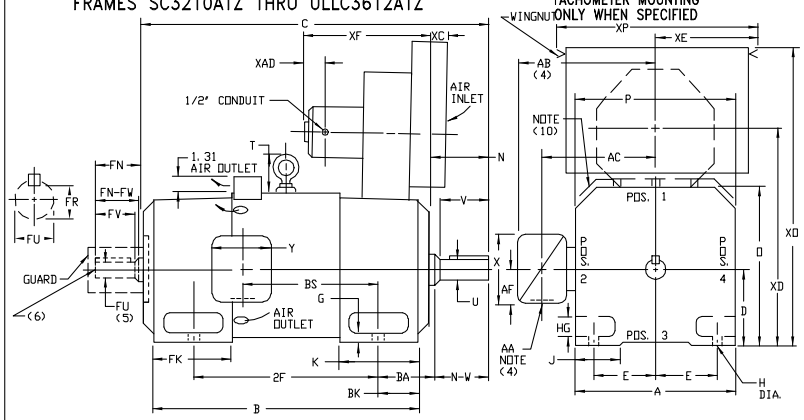

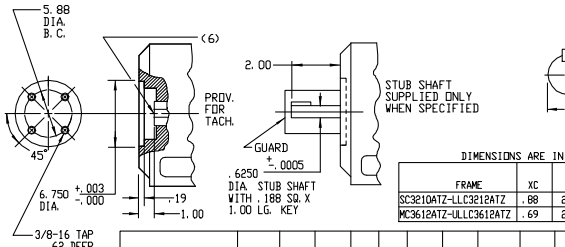

DIMENSIONS ARE IN INCHES

FRAME	XC	XD	XE	XF	XD	XP	XAD
SC3210ATZ-LLC3212ATZ	.88	23.44	11.25	17.69	38.63	22.50	3.06
MC3612ATZ-ULLC3612ATZ	.69	23.94	9.83	18.81	38.25	22.50	(11)

FRAME	A	D(1)	E	G	H	HG	J	D	P	T	BA	K	FK STD.	FK LG(8)	BK
SC3210ATZ-LLC3212ATZ	15.50	8.00	6.25	.75	.69	2.25	3.00	15.81	15.62	4.25	5.25	6.75	7.94	10.44	4.00
MC3612ATZ-ULLC3612ATZ	17.50	9.00	7.00	.88	.81	2.62	3.50	17.81	17.62	4.25	5.88	7.25	8.56	10.31	4.62

FRAME	METHOD OF DRIVE	C(7) STD.	C(7) LG(8)	B STD.	B LG(8)	BS	2F	DRIVE END SHAFT AND KEY N	N-W	U(2)	V	R(3)	SQ.	LGTH.	OPPOSITE DRIVE END SHAFT AND KEY (5) FN	FN-FW	FU(2)	FV	FR(3)	SQ.	LGTH.	WT. LBS.
SC3210ATZ- LSC3210ATZ	(9)	36.25	38.75	28.31	30.81	13.38	20.00	5.50	5.25	2.625	5.00	2.275	.625	4.00	4.75	4.50	2.250	4.25	1.972	500	3.25	1115
MC3212ATZ- LMC3212ATZ	(9)	39.25	41.75	31.31	33.81	16.38	25.00	5.50	5.25	2.625	5.00	2.275	.625	4.00	4.75	4.50	2.250	4.25	1.972	500	3.25	1210
LC3212ATZ- LLC3212ATZ	(9)	41.25	43.75	33.31	35.81	18.38	25.00	5.50	5.25	2.625	5.00	2.275	.625	4.00	4.75	4.50	2.250	4.25	1.972	500	3.25	1290
UMC3212ATZ-ULMC3212ATZ	BELTED	39.75	42.25	31.31	33.81	16.38	25.00	6.00	5.75	2.875	5.50	2.450	.750	4.25	4.75	4.50	2.250	4.25	1.972	500	3.25	1180
MC3612ATZ- LMC3612ATZ	COUPLED	42.88	44.62	34.44	36.19	18.12	28.00	6.00	5.75	2.875	5.50	2.450	.750	4.25	6.00	5.75	2.875	5.50	2.450	750	4.25	1685
UMC3612ATZ-ULMC3612ATZ	BELTED	43.62	45.38	34.44	36.19	18.12	28.00	6.75	6.50	3.250	6.25	2.831	.750	5.00	6.00	5.75	2.875	5.50	2.450	750	4.25	1695
LC3612ATZ- LLC3612ATZ	COUPLED	46.62	48.38	38.19	39.94	21.88	28.00	6.00	5.75	2.875	5.50	2.450	.750	4.25	6.00	5.75	2.875	5.50	2.450	750	4.25	1850
ULC3612ATZ-ULLC3612ATZ	BELTED	47.38	49.12	38.19	39.94	21.88	28.00	6.75	6.50	3.250	6.25	2.831	.750	5.00	6.00	5.75	2.875	5.50	2.450	750	4.25	1860

(1) "D" DIMENSION WILL NOT BE EXCEEDED. SHIMS UP .06 INCHES IN THICKNESS ARE USUALLY REQUIRED FOR COUPLED OR GEARED MACHINES.
(2) "U" AND "FU" VARY----+.000 -.001
(3) "R" AND "FR" VARY----+.000 -.015
(4) TERMINAL BOX VARIES WITH H.P. FOR DIMENSIONS "AA", "AB", "AC", "AF", "X" AND "Y", REFER TO BOX D/S. (STD. 609979-1, "X/P" 609979-2, MILL 609979-3)
(5) OPPOSITE DRIVE END SHAFT SUPPLIED ONLY WHEN SPECIFIED.
(6) MOTOR SHAFT TAPPED FOR SCREW IN STUB SHAFT.
(7) WHEN THE MOTOR APPLICATION DOES NOT REQUIRE THE USE OF OPP. DRIVE END, ADD .25 TO "C" DIM. FOR BRACKET COVER.
(8) DIMENSION FOR FRAMES WITH PREFIX LSC, LMC, LLC, ULMC, OR ULLC.
(9) METHOD OF DRIVE: COUPLED OR BELTED.
(10) FOR HORIZONTAL APPLICATIONS ONLY.
(11) "XAD" DIMENSION IS NOT APPLICABLE TO C360 FRAMES. (BLOWER MOTOR HAS CONDUIT BOX.)
TERMINAL BOX CAN BE ROTATED FOR LEAD OUTLET AT TOP, SIDES OR BOTTOM.
TERMINAL BOX LOCATED ON OPPOSITE SIDE WHEN F-2, W-1, W-4, W-5, W-7, OR C-1 MOUNTING IS SPECIFIED.
BOX LOCATED ON TOP WHEN SPECIFIED.
BLOWER ASSEMBLY CAN BE LOCATED AT POSITIONS 1, 2, OR 4
MOTOR WEIGHT MAY VARY 15% FOR NON-STANDARD RATINGS AND/OR ACCESSORIES.
IF MOUNTING CLEARANCE DETAILS ARE REQUIRED, CONSULT FACTORY.

CUSTOMER IS RESPONSIBLE FOR DETERMINING THAT BALDOR'S PRODUCT WILL PERFORM SUITABLY IN THE INTENDED APPLICATION.

REV. DESC: LOADED TO BUS		
REV. LTR: –	VERSION: 00	TDR: 000000577407
FILE: \RGG\00015\628	REVISED: 01:15:54 01/26/2011	BY: CONNAS
MTL: –		

BALDOR

DIMENSION DRAWING,SC3210ATZ – ULLC3612ATZ,DPP,FOOT MTG.

SH 1 of 1

609972-049

609979-001

INDUSTRIAL DIRECT CURRENT MOTORS AND GENERATORS - RPM III

STEEL AND CAST IRON TERMINAL BOX DIMENSIONS

STANDARD SIZE AND ONE SIZE LARGER

FRAMES C3210ATZ THRU C3613ATZ

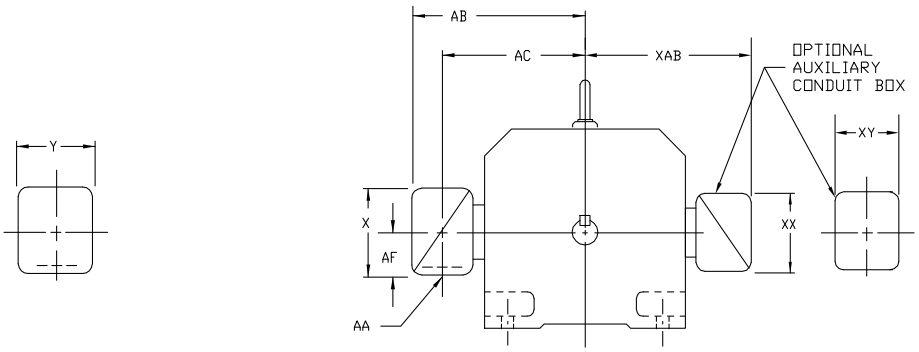

DIMENSIONS ARE IN INCHES

STEEL TERMINAL BOX DIMENSIONS

FRAME SIZE	MAX. AMPS	STANDARD SIZE AA(1)	AB	AC	AF	X	Y	PART NUMBER	ONE SIZE LARGER AA(1)	AB	AC	AF	X	Y	PART NUMBER
C3210ATZ C3212ATZ C3214ATZ	128	2	14.88	11.38	4.25	8.44	7.25	74874-R	3	15.31	12.06	4.25	8.44	7.25	74874-24-R
	185	3	15.31	12.06	4.25	8.44	7.25	74874-24-R	4	16.75	12.69	5.38	10.56	9.00	700308-3-R
	269	4	16.75	12.69	5.38	10.56	9.00	700308-3-R	5	21.00	15.88	6.50	12.10	14.62	702658-1-C
	500	5	21.00	15.88	6.50	12.10	14.62	702658-1-C	5	21.00	15.88	6.50	12.10	14.62	702658-1-C
C3612ATZ C3613ATZ	128	2	15.88	12.38	4.25	8.44	7.25	74874-R	3	16.31	13.06	4.25	8.44	7.25	74874-24-R
	185	3	16.31	13.06	4.25	8.44	7.25	74874-24-R	4	17.75	13.69	5.38	10.56	9.00	700308-3-R
	269	4	17.75	13.69	5.38	10.56	9.00	700308-3-R	5	22.00	15.88	6.50	12.10	14.62	702658-1-C
	500	5	22.00	15.88	6.50	12.10	14.62	702658-1-C	5	22.00	15.88	6.50	12.10	14.62	702658-1-C

CAST IRON TERMINAL BOX DIMENSIONS

FRAME SIZE	MAX. AMPS	STANDARD SIZE AA(2)	AB	AC	AF	X	Y	PART NUMBER	ONE SIZE LARGER AA(2)	AB	AC	AF	X	Y	PART NUMBER
C3210ATZ C3212ATZ C3214ATZ	128	1-1/2	13.62	11.19	3.00	6.00	7.00	75460-R	3	15.31	11.56	3.62	7.88	9.25	76700-RB
	185	3	15.31	11.56	3.62	7.88	9.25	76700-RB	4	16.62	12.44	4.12	9.50	10.50	76708-RR
	269	4	16.62	12.44	4.12	9.50	10.50	76708-RR	5	19.44	14.19	7.00	12.75	15.00	76870-S
	500	5	19.44	14.19	7.00	12.75	15.00	76870-S	6	19.44	14.19	7.00	12.75	15.00	76870-R
C3612ATZ C3613ATZ	128	1-1/2	14.62	12.19	3.00	6.00	7.00	75460-R	3	16.31	12.56	3.62	7.88	9.25	76700-RB
	185	3	16.31	12.56	3.62	7.88	9.25	76700-RB	4	17.62	13.44	4.12	9.50	10.50	76708-RR
	269	4	17.62	13.44	4.12	9.50	10.50	76708-RR	5	20.44	15.19	7.00	12.75	15.00	76870-S
	500	5	20.44	15.19	7.00	12.75	15.00	76870-S	6	20.44	15.19	7.00	12.75	15.00	76870-R

CONDUIT BOX DIMENSIONS WITH TERMINAL BOARDS (IEC TYPE BOX)

STANDARD SIZE

FRAME SIZE	AMPS	AB	AC	AF	X	AA (3)	Y	PART NUMBER
C320	400	19.02	15.28	6.20	14.39	---	14.39	706310-63-B
	800	19.02	15.28	6.20	14.39	---	14.39	706310-63-B
	1600	19.02	15.28	7.68	15.35	---	15.35	706310-63-C
C360	400	20.00	15.28	6.20	14.39	---	14.39	706310-63-B
	800	20.00	15.28	6.20	14.39	---	14.39	706310-63-B
	1600	20.00	15.28	7.68	15.35	---	15.35	706310-63-C

OPTIONAL AUXILIARY CONDUIT BOX DIMENSIONS (MAXIMUM)

FRAME SIZE	XAB	XX	XY	PART NUMBER	FRAME SIZE	XAB	XX	XY	PART NUMBER
C320	10.00	4.25	4.25	602007-26-A	C320	13.50	8.00	8.00	706310-3-B
C360	11.00	4.25	4.25	602007-26-A	C360	14.50	8.00	8.00	706310-3-B

(1) "AA" CONDUIT.
(2) "AA" PIPE TAP.
(3) CUSTOMER TO PROVIDE HOLE FOR CONDUIT.
TERMINAL BOX CAN BE ROTATED FOR LEAD OUTLET AT TOP, SIDES OR BOTTOM.
TERMINAL BOX LOCATED ON OPPOSITE SIDE WHEN F-2, W-1, W-4, W-5, W-7,
OR C-1 MOUNTING IS SPECIFIED. BOX LOCATED ON TOP WHEN SPECIFIED.
FOR "X/P" TERMINAL BOX DIMENSIONS SEE 609979-2.
FOR MILL TYPE TERMINAL BOX DIMENSIONS SEE 609979-3.

CUSTOMER IS RESPONSIBLE FOR DETERMINING THAT BALDOR'S PRODUCT WILL PERFORM SUITABLY IN THE INTENDED APPLICATION.

BALDOR

DIM SHT,C3210ATZ THRU C3613ATZ,W/AUX C/BOX
SH 1 of 1

REV. DESC: LOAD TO BUS
REV. LTR: -
FILE: \RGG\00026\318
MTL: -
VERSION: 00
REVISED: 08:37:45 12/17/2015
TDR: 000000958110
BY: RGGWT

609979-001

065564-004

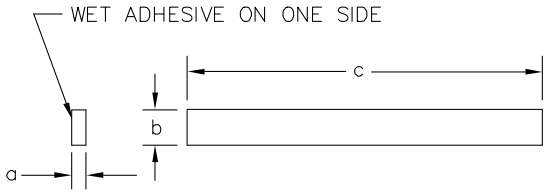

SYM	MAKE FROM 065564-004	a	b	c	REMARKS
A	X	1/8	5/8	24*	TERMBOX & CVR 180AT-250AT
B	X	1/8	5/8	37 1/2*	TERMBOX & CVR 280AT-320AT
C	Y	1/4	5/8	44 1/2△	FILTER TO HOUSING GASKET
D	X	1/8	5/8	170"	TEAO HEAT EXCH.
E	Y	1/4	5/8	72"△	TERMBOX & CVR

SYM	MAT'L SPEC	a	b	c
X	46024-XV	1/8	5/8	* 50' ROLL; WET ADHESIVE ON ONE SIDE
Y	46024-XV	1/4	5/8	* 50' ROLL; WET ADHESIVE ON ONE SIDE

△ RELIANCE WILL CUT AND MOUNT ON FILTER HOUSING PER ASSEMBLY DRAWING 603989-2.

* PROD. NOTE: WHEN ORDERING THRU PURCHASING ORDER AS 50 FT. ROLLS, WET ADHESIVE ON ONE SIDE. RELIANCE WILL CUT AND MOUNT ON COVER. PER INSTRUCTIONS ON COVER DRAWINGS.

065564-004

CUSTOMER IS RESPONSIBLE FOR DETERMINING THAT BALDOR'S PRODUCT WILL PERFORM SUITABLY IN THE INTENDED APPLICATION.

REV. DESC: CHANGE DESCRIPTION ON TITLE BLOCK			BALDOR
REV. LTR: C	VERSION: 03	TDR: 000000571980	
FILE: \RGG\00000\220	REVISED: 10:54:04 12/16/2010	BY: RGGWT	GASKET,STRIP,CLOSED CELL NEOPRENE
MTL: -			SH 1 of 1