ABB BALDOR RELIANCE

Customer information packet

ECS100T8H2DF4

2HP, 1800RPM, 3PH, 60HZ, 145T, 3524B, TEFC, F1
Class - None
Division - Not Applicable

Copyright © All product information within this document is subject to ABB Motors and Mechanical Inc. copyright © protection, unless otherwise noted.
11/23/2026 3:48:22 AM

Specifications

Enclosure	TEFC
Frame	145T
Frame Material	Steel
Frequency	60.00 Hz
Haz Area Class and Group	None
Haz Area Division	Not Applicable
Motor Letter Type	Brushless Wound Field PM Rotor
Output @ Frequency	2.000 HP @ 60 HZ
Phase	3
Synchronous Speed @ Frequency	1800 RPM @ 60 HZ
Voltage @ Frequency	230.0 V @ 60 HZ
Agency Approvals	BLUETOOTH CULUS WEEE
Ambient Temperature	40 °C
Auxiliary Box	NO AUXILLARY BOX
Auxiliary Box Lead Termination	None
Base Indicator	Rigid
Bearing Grease Type	Polyrex EM (-20F +300F)
Blower	None
Constant Torque Speed Range	6
Current @ Voltage	4.800 A @ 230.0 V
Design Code	-
Drip Cover	No Drip Cover
Duty Rating	CONT
Efficiency @ 100% Load	91.3 %
Electrically Isolated Bearing	Not Electrically Isolated
Feedback Device	NO FEEDBACK
Heater Indicator	No Heater
High Voltage Full Load Amps	4.8 a
Insulation Class	F
Inverter Code	03

Part Detail

Revision	D
Type	AC
Mech. spec.	35E5209
Base	
Status	PRD/A
Elec. spec.	35WGG964
Layout	35LYE5209
Eff. date	06-16-2025
CD Diagram	CD0006B03
Poles	04
Leads	3#16 13" LONG LEADS Y
Proprietary	False
Created date	05-06-2024

KVA Code	-
Lifting Lugs	No Lifting Lugs
Locked Bearing Indicator	Locked Bearing
Motor Lead Quantity/Wire Size	3 @ 16 AWG
Motor Lead Termination	Flying Leads
Motor Standards	NEMA
Motor Type	3524B
Mounting Arrangement	F1
Number of Poles	4
Overall Length	13.38 IN
Power Factor	93
Product Family	General Purpose
Pulley Face Code	Standard
Rodent Screen	None
Service Factor	1.00
Shaft Diameter	0.875 IN
Shaft Ground Indicator	Shaft Grounding
Shaft Rotation	Reversible
Speed	1800 rpm
Speed Code	Single Speed
Starting Method	Direct on line
Thermal Device - Bearing	None
Thermal Device - Winding	None
Vibration Sensor Indicator	No Vibration Sensor
Winding Thermal 1	None
Winding Thermal 2	None

BALDOR·RELIANCE

EC-Titanium™

CAT. NO.							
SPEC.	35E5209G964G4				YR	***	
FRAME	145T		ENCL.	TEFC	IP	54	
HP	2	RATING	40C AMB-CONT				
NOM. EFF.	91.3	PF	93	SF	1.00		
VOLTS	230		FLA	3.75			
RPM	1800	RPM MAX	4000				
HZ	60	PH.	3	CLASS	F		
BEMF (V)	148		Rs (Ω)	2.94			
Ld (mH)	22.1		Lq (mH)	97.1			
INV TYP	VPWM	CHP	60 TO 133 HZ				
	CT	6 TO 60 HZ	VT	6 TO 60 HZ			
MATCHED INV	EC18A7P0						
BEARING	DE	6205	ODE	6203			
SERIAL#	***						

ELECTRONICALLY PROTECTED MOTOR
FOR INDUSTRIAL USE

FERRITE ASSISTED
SYNCHRONOUS RELUCTANCE MOTOR
FOR INVERTER USE ONLY

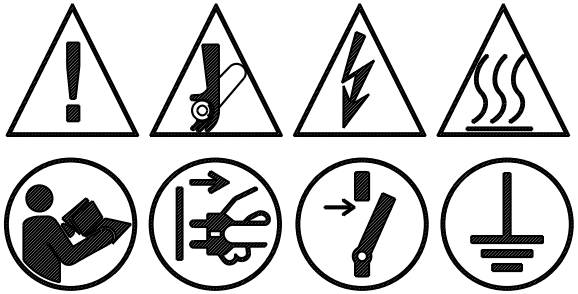

PERMANENT MAGNET MOTOR. WHEN SHAFT IS ROTATED, VOLTAGE WILL BE GENERATED AT THE MOTOR TERMINALS.
MOTEUR Á AIMANT PERMANENT. LORSQUE L'ARBRE TOURNE, UNE TENSION SERA GÉNÉRÉE AUX BORNES DU MOTEUR.

BALDOR-RELIANCE
SHAFT GROUNDING BRUSH INSTALLED

c UL us LISTED
E46145

ABB MOTORS AND MECHANICAL INC.
5711 R.S. BOREHAM JR. ST., FORT SMITH, AR. MFG IN U.S.A.

BALDOR • RELIANCE

EC-Titanium™

PART NO.	EC18A7P0				
U1	240	PH	1	HZ	60
I1 MAX	12.5	W/EXT. CHOKE			10.2
SERIAL #	***				



POWER DOWN FOR
5 MINUTES BEFORE
REMOVING COVER

METTRE HORS TENSION
PENDANT 5 MINUTES
AVANT DE RETIRER LE
COUVERCLE

ABB MOTORS AND MECHANICAL
INC. FORT SMITH, AR.
MFG. IN U.S.A.

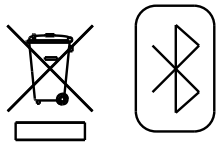

Parts List

Part number	Description	Quantity
SA427731	SA 35E5209G964G4	1.000 ea
RA419875	RA 35E5209G964G4	1.000 ea
ECI8A7P0SP	200-240V 1PH IN/230V 3PH OUT, 2.0HP, 7.0	1.000 ea
35EP3122K00	MASTER ODE,203 BRG,.683SH,#26 DRN,FH MTG	1.000 ea
HA4067A01	PUSH IN DRAIN FITTING (BLACK)	1.000 ea
HW5100A03	WAVY WASHER (W1543-017)	1.000 ea
35EP3123C00	MASTER DE,205 BRG,.998 SH,#26 DRN,LCK BR	1.000 ea
HA4067A01	PUSH IN DRAIN FITTING (BLACK)	1.000 ea
51XN1032A18	10-32 X 1 1/8 HX WS SL SR (ESKAY)	2.000 ea
XY1032A02	10-32 HEX NUT DIRECTIONAL SERRATION	4.000 ea
51XB1214A16	12-14X1.00 HXWSSLD SERTYB	1.000 ea
51XW1032A06	10-32 X .38, TAPTITE II, HEX WSHR SLTD S	2.000 ea
15XN0832A12	SCREW, 8/32 X 3/4" PAN HDPHIL, MS	3.000 ea
HS0052A00	35 FRAME TOP ECM HEATSINK MACHINING	1.000 ea
GS0025	35 FRAME TOP MOUNT GASKET	1.000 ea
WD4100A30	HEYCO #3833 RUBBER PLUG KOS-LT - 1/2	4.000 ea
51XB1016A07	10-16 X 7/16 HXWSSLD SERTYB	4.000 ea
15XN1032A10	SCREW PAN HD 10-32 X .625 (PHILLIPS)	4.000 ea
MJ5002A02	NON-CORROSIVE SILICONE, DOW 748, 10.3 OZ	0.001 ea
NP3968	MYLAR BLANK 4.375W X 3.375L	1.000 ea
NP3978	MYLAR BLANK 4.375W X 1.75L	1.000 ea
HW4600B32SP	V-RING SLINGER 1.000 X 1.540 X .24 VITON	1.000 ea
HW2501D13	KEY, 3/16 SQ X 1.375	1.000 ea
HA7000A01	KEY RETAINER 7/8" DIA SHAFT	1.000 ea
MJ1000A02	GREASE, POLYREX EM EXXON	0.050 lb
35FN3002A05SP	EXFN, PLASTIC, 6.376 OD, .638 ID	1.000 ea
51XB1214A16	12-14X1.00 HXWSSLD SERTYB	1.000 ea
35FH3006	35 FRAME TOP ECM FAN HOUSING	1.000 ea
35CB3505A00	35 FRAME TOP ECM PLASTIC COVER WITH FOAM	1.000 ea
HA3100A15	THRUBOLT 10-32 X 8.375	4.000 ea
MG1050G01	CELEROL MEDIUM CHARCOAL METALLIC GRAY	0.017 ga

MJ5002A02	NON-CORROSIVE SILICONE, DOW 748, 10.3 OZ	0.001 ea
36PA1001	PKG GRP, PRINT PK1017A07	1.000 ea
MN451	EC Titanium Quick Start 06/22	1.000 ea
FE-0000001	ZRTG FE ASSEMBLY	1.000 ea
PE-0000001	ZRTG PE ASSEMBLY	1.000 ea

Volts	230	Max RPM	4000	Conn Diag.	CD0006B03	Leads	3
Amps	4.8	Max Amps		Cs Diagram	CS1127	BEMF	95
HP	2	VFD#	OPC-2-120070-1			LD	15.2
RPM	1800	S.F.	1.00			LQ	63.5
Phase/Hz	3/60	Rating	40C AMB-CONT			Rs	9.5595 Meas. L-L

60034-2-3 Motor Performance at Standardized Operating Points

	RPM	% Speed	LB-FT	% Torque	HP	Efficiency	Loss (% FL)	Watts Loss (W)
P1	1619	90%	5.8	100%	1.8	84.2	16.73%	252
P2	906	50%	4.2	100%	0.7	62.7	21.27%	321
P3	440	25%	2.8	100%	0.2	36.4	20.56%	310
P4	1627	90%	2.9	50%	0.9	83.8	8.66%	131
P5	902	50%	2.9	50%	0.5	69.3	10.98%	166
P6	901	50%	1.5	25%	0.3	76.0	3.93%	59
P7	455	25%	1.5	25%	0.1	61.2	3.96%	60

61800-9-2 PDS Performance at Reference Operating Points

	RPM	% Speed	LB-FT	% Torque	HP	System Efficiency	Loss (% FL)	Watts Loss (W)
P1	1784	100%	5.8	100%	2.0	81.2	22.62%	341
P2	906	50%	4.2	100%	0.7	58.0	25.91%	391
P3	298	17%	2.2	100%	0.1	26.7	16.78%	253
P4	1790	100%	2.9	50%	1.0	79.0	13.05%	197
P5	902	50%	2.9	50%	0.5	63.9	14.02%	212
P6	299	17%	2.2	50%	0.1	26.7	16.62%	251
P7	901	50%	1.5	25%	0.3	68.7	5.66%	85
P8	311	17%	1.5	25%	0.1	40.6	6.26%	94

Points not taken in certified order.

Volts	230	Max RPM	4000	Conn Diag.	CD0006B03	Leads	3
Amps	4.8	Max Amps		Cs Diagram	CS1127	BEMF	95
HP	2	VFD #	OPC-2-120070-1			LD	15.2
RPM	1800	S.F.	1.00			LQ	63.5
Phase/Hz	3/60	Rating	40C AMB-CONT			Rs	9.5595 Meas L-L

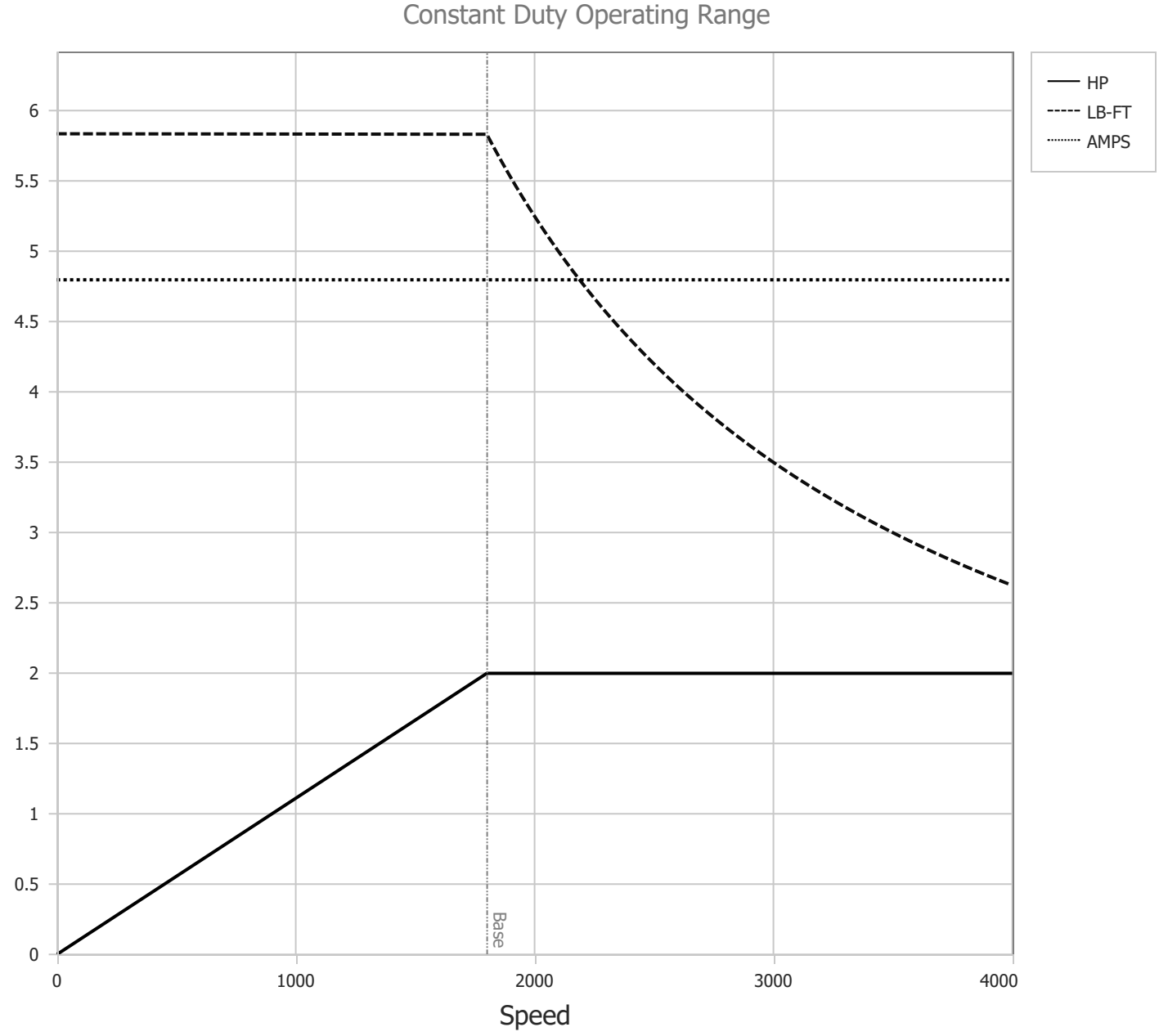

BALDOR • RELIANCE	DR By: R & D CK By: USTOSAN APP By: USJAROB1 Date: 01/29/2025	**AC MOTOR PERFORMANCE CURVES**	**35WGA0050** 35-0000-1619 *Test - 111860*

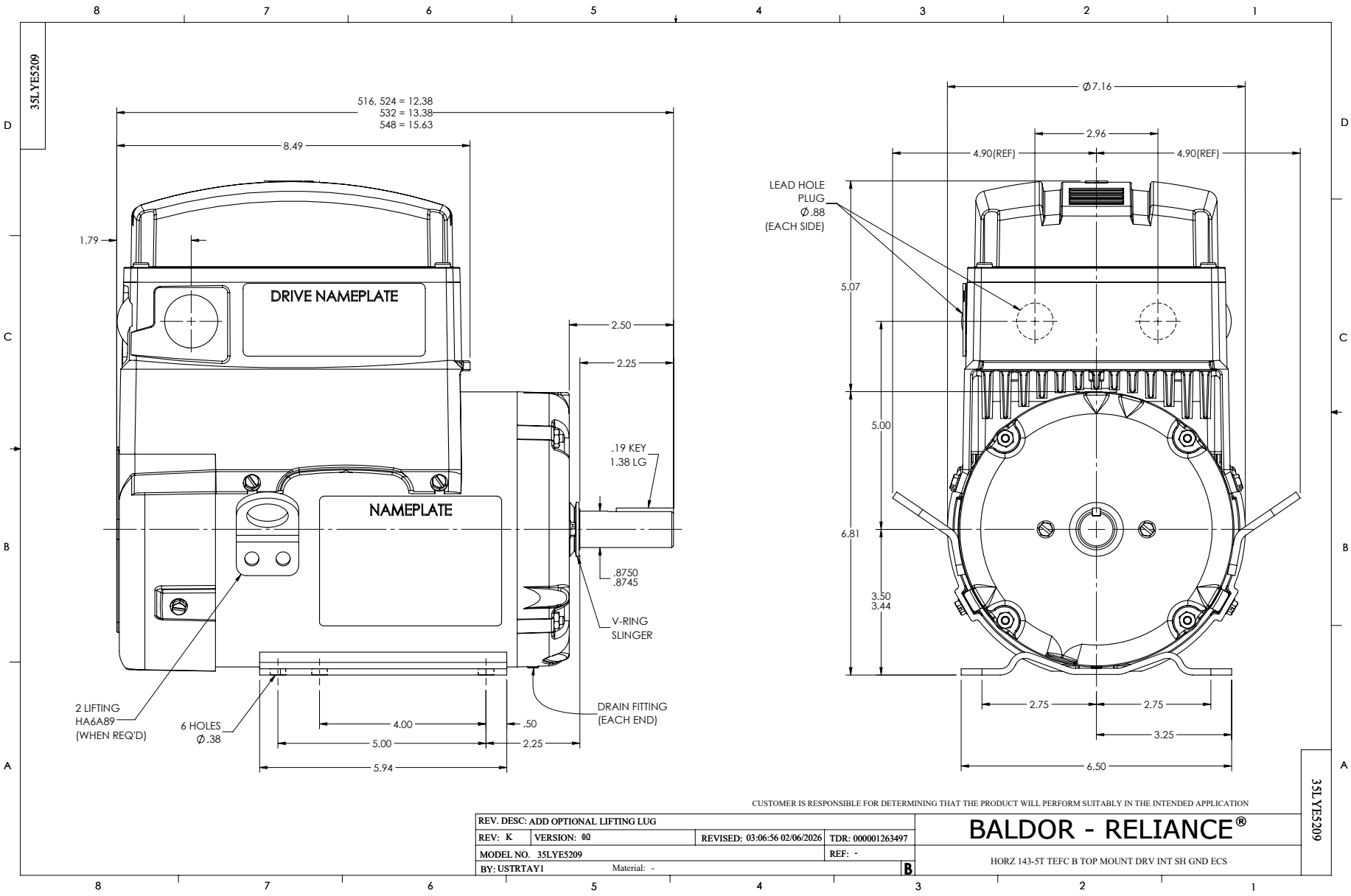
35LYE5209
516, 524 = 12.38
532 = 13.38
548 = 15.63
8.49
1.79
DRIVE NAMEPLATE
NAMEPLATE
2.50
2.25
.19 KEY
1.38 LG
.8750
.8745
V-RING
SLINGER
2 LIFTING
HA6A89
(WHEN REQ'D)
6 HOLES
Ø .38
4.00
.50
5.00
2.25
5.94
DRAIN FITTING
(EACH END)
Ø7.16
2.96
4.90(REF)
4.90(REF)
LEAD HOLE
PLUG
Ø .88
(EACH SIDE)
5.07
5.00
6.81
3.50
3.44
2.75
2.75
3.25
6.50
CUSTOMER IS RESPONSIBLE FOR DETERMINING THAT THE PRODUCT WILL PERFORM SUITABLY IN THE INTENDED APPLICATION
REV. DESC: ADD OPTIONAL LIFTING LUG
REV: K
VERSION: 00
REVISED: 03:06:56 02/06/2026
TDR: 000001263497
MODEL NO. 35LYE5209
REF: -
BY: USTRTAY1
Material: -
B
BALDOR - RELIANCE®
HORZ 143-5T TEFC B TOP MOUNT DRV INT SH GND ECS
35LYE5209

CD0006B03

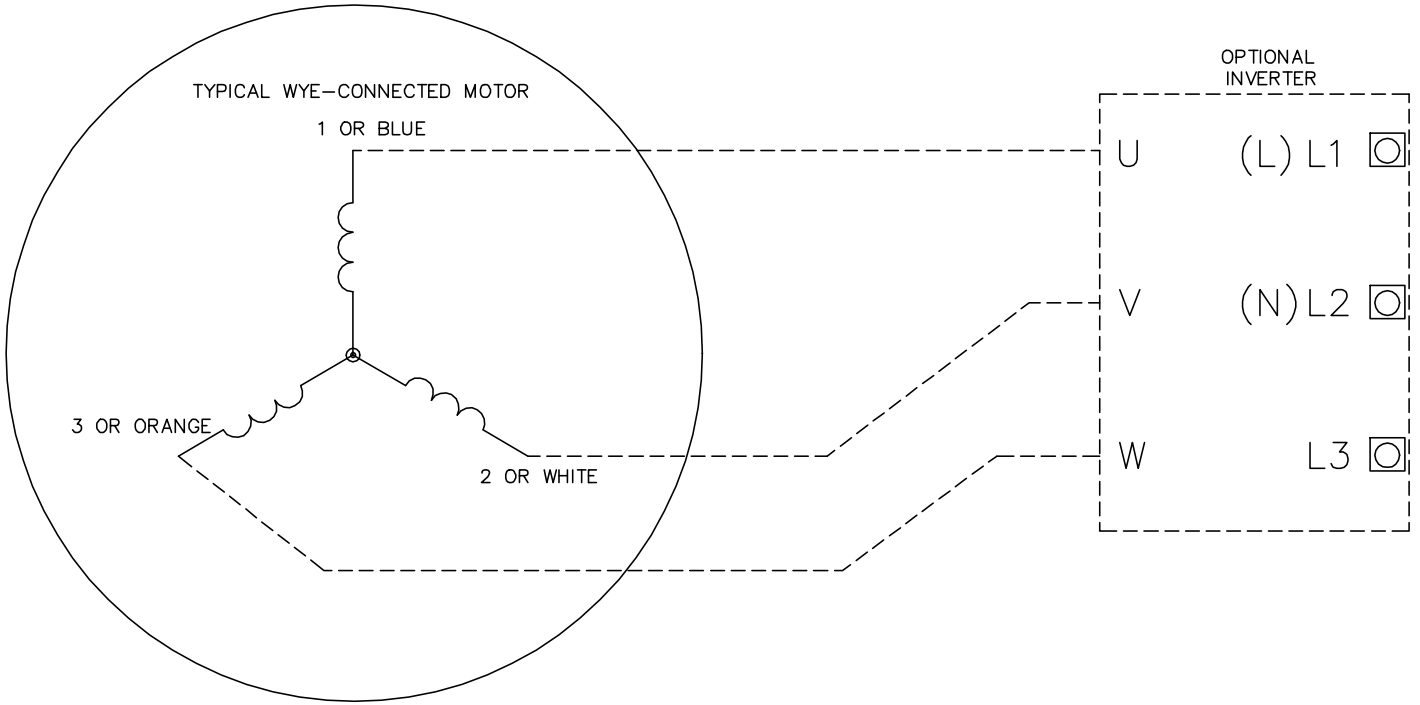

NOTES:

1. INTERCHANGE ANY TWO LINE LEADS TO REVERSE ROTATION.
2. ACTUAL NUMBER OF INTERNAL PARALLEL CIRCUITS MAY VARY.

CD0006B03

REV. DESC: CHANGE LEAD COLORS TO BLUE WHITE ORANGE		
REV. LTR: A	VERSION: 01	TDR: 000001158598
FILE: \AAA\00252\917	REVISED: 11:01:03 01/19/2021	BY: ENMARSO
MTL: –		

BALDOR - RELIANCE®

3PH, SV, 3 LEADS, WYE CONNECTED, ECS

SH 1 of 1