ABB BALDOR RELIANCE

Customer information packet

EM2513T

15HP, 1765RPM, 3PH, 60HZ, 254T, 3948M, OPSB, F1
Class - None
Division - Not Applicable

Copyright © All product information within this document is subject to ABB Motors and Mechanical Inc. copyright © protection, unless otherwise noted.
11/23/2026 12:38:42 AM

Specifications

Enclosure	OPSB
Frame	254T
Frame Material	Steel
Frequency	60.00 Hz
Haz Area Class and Group	None
Haz Area Division	Not Applicable
Motor Letter Type	Three Phase
Output @ Frequency	15.000 HP @ 60 HZ
Phase	3
Synchronous Speed @ Frequency	1800 RPM @ 60 HZ
Voltage @ Frequency	460.0 V @ 60 HZ
	230.0 V @ 60 HZ
Agency Approvals	CURUSEEV
	NEMA PREMIUM
	NEMA PREMIUM (OLD LOGO)
Ambient Temperature	40 °C
Auxiliary Box	NO AUXILLARY BOX
Auxiliary Box Lead Termination	None
Base Indicator	Rigid
Bearing Grease Type	Polyrex EM (-20F +300F)
Blower	None
Current @ Voltage	36.400 A @ 230.0 V
	39.000 A @ 208.0 V
	18.200 A @ 460.0 V
Design Code	A
Drip Cover	No Drip Cover
Duty Rating	CONT
Efficiency @ 100% Load	93.0 %
Electrically Isolated Bearing	Not Electrically Isolated
Feedback Device	NO FEEDBACK
Front Face Code	Standard
Front Shaft Indicator	None

Part Detail

Revision	X
Type	AC
Mech. spec.	39K57
Base	
Status	PRD/A
Elec. spec.	39WGY375
Layout	39LYK057
Eff. date	12-12-2025
CD Diagram	CD0180
Poles	04
Leads	9#12
Proprietary	False
Created date	06-30-2017

Heater Indicator	No Heater
High Voltage Full Load Amps	18.2 a
Insulation Class	F
Inverter Code	Inverter Ready
IP Rating	NONE
KVA Code	J
Lifting Lugs	Standard Lifting Lugs
Locked Bearing Indicator	No Locked Bearing
Motor Lead Exit	Ko Box
Motor Lead Quantity/Wire Size	9 @ 12 AWG
Motor Lead Termination	Flying Leads
Motor Standards	NEMA
Motor Type	3948M
Mounting Arrangement	F1
Number of Poles	4
Overall Length	23.19 IN
Power Factor	83
Product Family	General Purpose
Pulley End Bearing Type	Ball
Pulley Face Code	Standard
Pulley Shaft Indicator	Standard
Rodent Screen	None
Service Factor	1.15
Shaft Diameter	1.625 IN
Shaft Extension Location	Pulley End
Shaft Ground Indicator	No Shaft Grounding
Shaft Rotation	Reversible
Shaft Slinger Indicator	No Slinger
Speed	1770 rpm
Speed Code	Single Speed
Starting Method	Direct on line
Thermal Device - Bearing	None
Thermal Device - Winding	None
Vibration Sensor Indicator	No Vibration Sensor

Winding Thermal 1	None
Winding Thermal 2	None

Nameplate

NP3554LUA												
CAT.NO.	EM2513T			**P/N**						**ENCL**	OPSB	
SPEC.	39K057Y375	**CC**	010A		**FRAME**	254T		**SER.NO.**				
HP	15		**CLASS**	F	**HZ**	60						
RPM	1770		**PH**	3	**DES**	A						
VOLTS	230/460			**CODE**	J		**ODE BRG**	6208	**DE BRG**	6309		
AMPS	36.4/18.2											
RATING	40C AMB-CONT			**NEMA-NOM-EFF**	93			**GREASE**	POLYREX EM			
PF	83	**SER.F.**	1.15			**CT30-60(2:1) VT3-60(20:1)**						
USABLE AT	50HZ 15HP 190/380V 44/22A				SF 1.0							
HTR-VOLTS	**HTR-AMPS**			**MAX. SPACE HEATER TEMP.**								

Parts List

Part number	Description	Quantity
SA340923	SA 39K057Y375	1.000 ea
RA329296	RA 39K057Y375	1.000 ea
HA6361A01	LIFTING LUG FOR 37, 39 & 40 FRAME ZINC	2.000 ea
HA6016	ADAPTER, CAST CONDUIT BOX	1.000 ea
09CB3003	CB W/1.75" DIA LD HL - 37, 39, 307 & 309	1.000 ea
51XW2520A12	.25-20 X .75, TAPTITE II, HEX WSHR SLTD	2.000 ea
WD1000B16	T&B CX70TN OR L70P TERMINAL LUG	1.000 ea
59XW2520G07	.25-20X.44,HEX SER WSHR,TAPTITE 2,GREEN	1.000 ea
39EP3200A01SP	FR/PU ENDPLATE, MACH	1.000 ea
HW5100A08	W3118-035 WVY WSHR (WB)	1.000 ea
39EP3201A13	PU ENDPLATE, MACH	1.000 ea
XY3816A12	3/8-16 FINISHED NUT W/SERRATIONS	8.000 ea
09CB3501SP	CONDUIT BOX LID FOR 09CB3001 & 09CB3002	1.000 ea
51XW2520A12	.25-20 X .75, TAPTITE II, HEX WSHR SLTD	2.000 ea
HW2501G25	KEY, 3/8 SQ X 2.875	1.000 ea
HA4051A00	PLASTIC CAP FOR GREASE FITTING	1.000 ea
HW4500A03	GREASE FITTING, .125 NPT 1610(ALEMITE) 8	1.000 ea
HW4500A20	1/8NPT SL PIPE PLUG	1.000 ea
MJ1000A02	GREASE, POLYREX EM EXXON	0.030 lb
HA4051A00	PLASTIC CAP FOR GREASE FITTING	1.000 ea
HW4500A03	GREASE FITTING, .125 NPT 1610(ALEMITE) 8	1.000 ea
HW4500A20	1/8NPT SL PIPE PLUG	1.000 ea
MG1050Y01	CELEROL BALDOR GOLD *5 GALLON BUCKET*	0.050 ga
85XU0407S04	4X1/4 U DRIVE PIN STAINLESS	2.000 ea
39AD2002A01	BAFFLE PLATE 39 OPEN, SLOTTED BAND MTRS	1.000 ea
HA3154A03	STUD, 3/8-16 X 17.75	4.000 ea
LB1624	COMBINED WARNING LABEL, ISO/ANSI PICTOGR	1.000 ea
39AD2002A01	BAFFLE PLATE 39 OPEN, SLOTTED BAND MTRS	1.000 ea
LC0181	CONNECTION LABEL	1.000 ea
NP3554LUA	SS SUPER-E VPWM INV READY,CURUS-EEV,PREM	1.000 ea
39PA1000	PACKAGING GROUP 39 PRINT	1.000 ea

MN416A01	TAG-INSTAL-MAINT no wire (2500 bx)11/25	1.000 ea
LD7020D09	LEAD SET, 12AWG, 9 LEAD, 20" LONG LEADS	1.000 ea

Accessories

Part number	Description	Multiplier
39-3400	C FACE KIT	A8

AC Induction Motor Performance Data
Record # 93498
Typical performance - not guaranteed values

Winding: 39WGY375-R001	**Type:** 3948M	**Enclosure:** OPSB

Nameplate Data				**460 V, 60 Hz: High Voltage Connection**	
Rated Output (HP)			15	**Full Load Torque**	44.57 LB-FT
Volts			230/460	**Start Configuration**	direct on line
Full Load Amps			36/18	**Breakdown Torque**	171 LB-FT
R.P.M.			1770	**Pull-up Torque**	79.1 LB-FT
Hz	60	**Phase**	3	**Locked-rotor Torque**	100 LB-FT
NEMA Design Code	A	**KVA Code**	J	**Starting Current**	137 A
Service Factor (S.F.)			1.15	**No-load Current**	7.62 A
NEMA Nom. Eff.	93	**Power Factor**	83	**Line-line Res. @ 25ºC**	0.5794 Ω
Rating - Duty			40C AMB-CONT	**Temp. Rise @ Rated Load**	29°C
S.F. Amps				**Temp. Rise @ S.F. Load**	35°C
				Locked-rotor Power Factor	32.8

Load Characteristics 460 V, 60 Hz, 15 HP

% of Rated Load	**25**	**50**	**75**	**100**	**125**	**150**	**S.F.**
Power Factor	45	68	78	83	86	87	85
Efficiency	88.6	92.6	93.3	93.1	92.5	91.7	92.7
Speed	1794.2	1788	1781.2	1773.7	1766.3	1758.2	1769
Line amperes	8.77	11.2	14.5	18.2	22.1	26.4	20.5

ABB Motors and Mechanical Inc.

WINDING # 39WGY375

15 HP 3 PH 60 HZ 1770 RPM 460 V 3948M

Typical performance - not guaranteed values.

TORQUES(LB-FT): PO=171 PU=79.1 LR=100 LRA=137

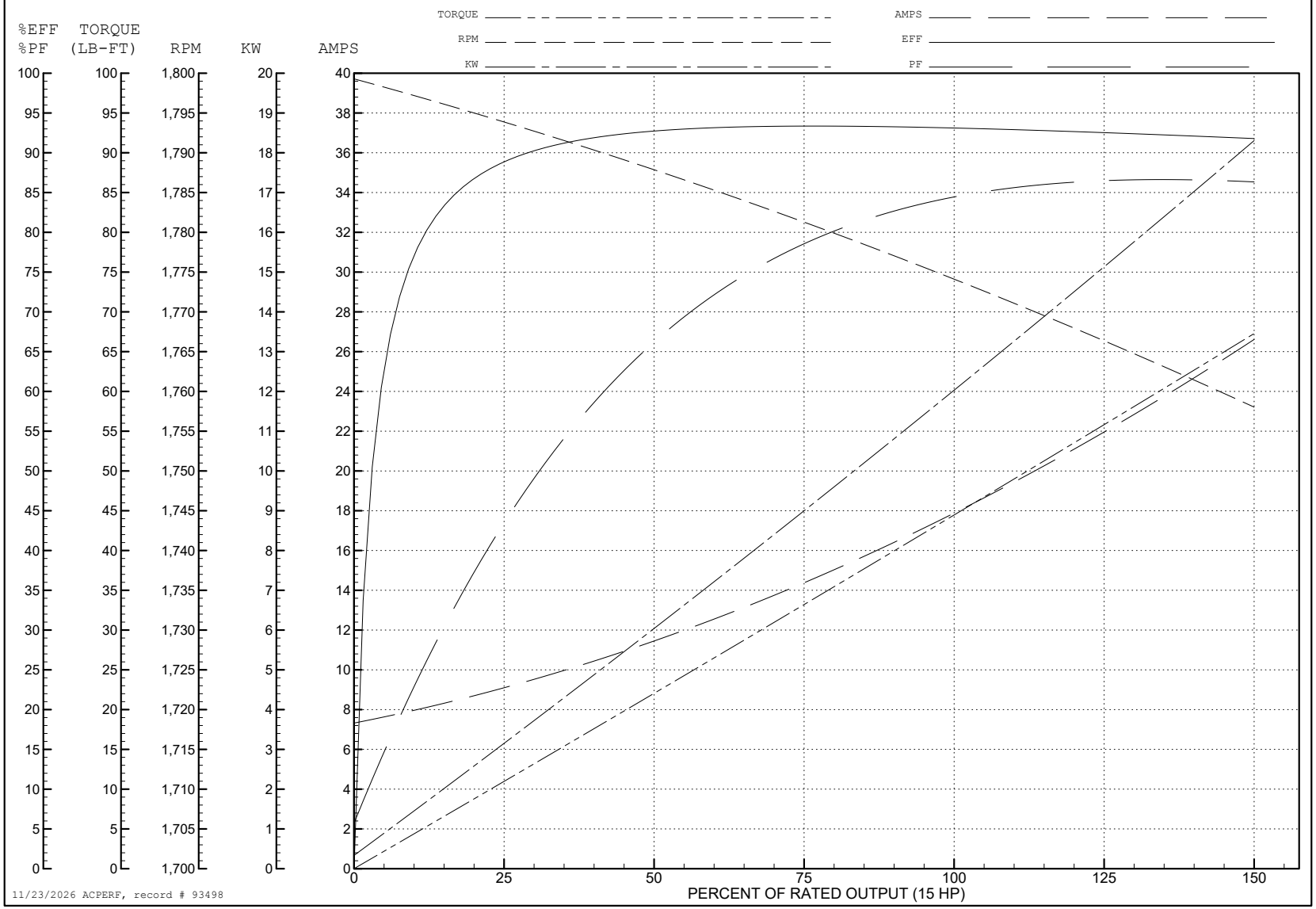

11/23/2026 ACPERF, record # 93498

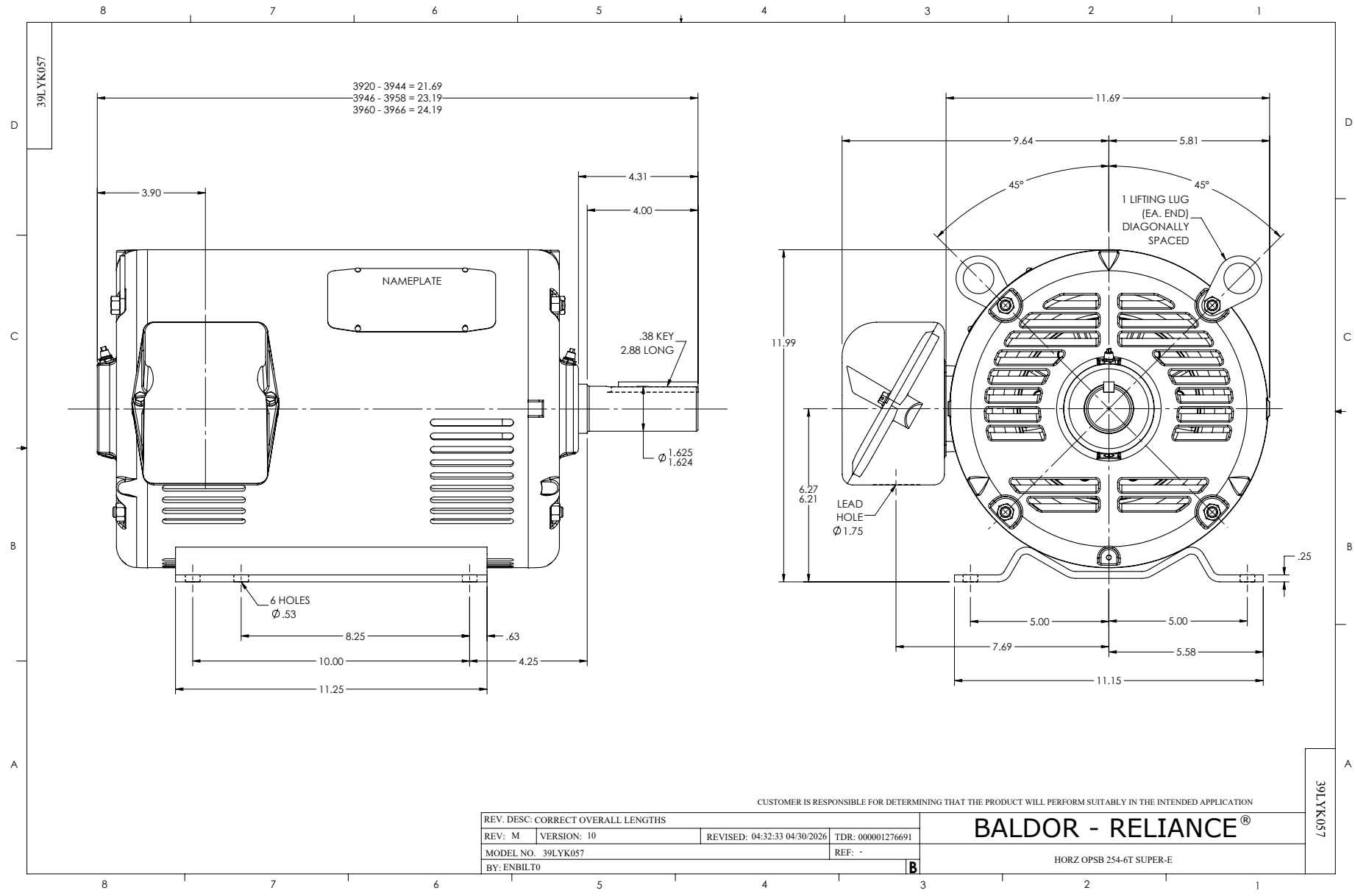
39LYK057
3920 - 3944 = 21.69
3946 - 3958 = 23.19
3960 - 3966 = 24.19
3.90
4.31
4.00
NAMEPLATE
.38 KEY
2.88 LONG
Ø 1.625
1.624
6 HOLES
Ø .53
8.25
.63
10.00
4.25
11.25
11.69
9.64
5.81
45°
45°
1 LIFTING LUG
(EA. END)
DIAGONALLY
SPACED
11.99
6.27
6.21
LEAD
HOLE
Ø 1.75
.25
5.00
5.00
7.69
5.58
11.15
CUSTOMER IS RESPONSIBLE FOR DETERMINING THAT THE PRODUCT WILL PERFORM SUITABLY IN THE INTENDED APPLICATION
REV. DESC: CORRECT OVERALL LENGTHS
REV: M
VERSION: 10
REVISED: 04:32:33 04/30/2026
TDR: 000001276691
MODEL NO. 39LYK057
REF: -
BY: ENBILT0
B
BALDOR - RELIANCE®
HORZ OPSB 254-6T SUPER-E
39LYK057

CD0180

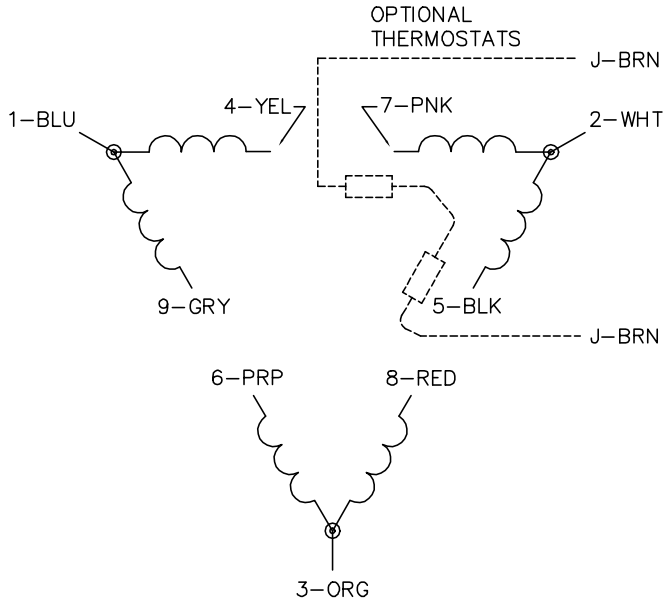

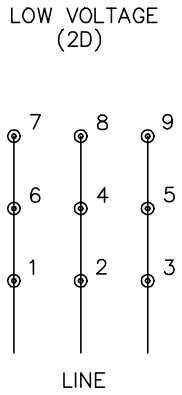

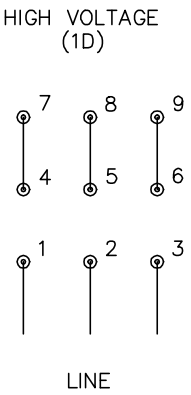

NOTES:

1. INTERCHANGE ANY TWO LINE LEADS TO REVERSE ROTATION.
2. OPTIONAL THERMOSTATS ARE PROVIDED WHEN SPECIFIED.
3. ACTUAL NUMBER OF INTERNAL PARALLEL CIRCUITS MAY BE A MULTIPLE OF THOSE SHOWN ABOVE.
4. LEAD COLORS ARE OPTIONAL. LEADS MUST ALWAYS BE NUMBERED AS SHOWN.

CD0180

REV. DESC: ADD CLASS CONN00000007		
REV. LTR: D	VERSION: 01	TDR: 000001099922
FILE: \AAA\00005\148	REVISED: 10:25:29 02/19/2019	BY: ENBRIR0
MTL: –		

BALDOR - RELIANCE®

3PH, DV, 9 LEADS, DELTA CONNECTION

SH 1 of 1