ABB BALDOR RELIANCE

Customer information packet

IDCSWDM3615T

5HP, 1750RPM, 3PH, 60HZ, 184TC, 3646M, TEFC, F1
Class - None
Division - Not Applicable

Copyright © All product information within this document is subject to ABB Motors and Mechanical Inc. copyright © protection, unless otherwise noted.
11/23/2026 2:37:44 AM

Specifications

Enclosure	TEFC
Frame	184TC
Frame Material	Stainless Steel
Frequency	60.00 Hz
Haz Area Class and Group	None
Haz Area Division	Not Applicable
Motor Letter Type	Three Phase
Output @ Frequency	5.000 HP @ 60 HZ
Phase	3
Synchronous Speed @ Frequency	1800 RPM @ 60 HZ
Voltage @ Frequency	230.0 V @ 60 HZ
	460.0 V @ 60 HZ
Agency Approvals	UR
	CSA
Ambient Temperature	40 °C
Auxiliary Box	NO AUXILLARY BOX
Auxiliary Box Lead Termination	None
Base Indicator	Rigid
Bearing Grease Type	Polyrex EM (-20F +300F)
Blower	None
Current @ Voltage	13.000 A @ 230.0 V
	6.500 A @ 460.0 V
Design Code	B
Drip Cover	No Drip Cover
Duty Rating	CONT
Efficiency @ 100% Load	89.5 %
Electrically Isolated Bearing	Not Electrically Isolated
Feedback Device	NO FEEDBACK
Front Face Code	Standard
Front Shaft Indicator	None
Heater Indicator	No Heater
High Voltage Full Load Amps	6.5 a

Part Detail

Revision	R
Type	AC
Mech. spec.	36K201
Base	
Status	PRD/A
Elec. spec.	36WGS719
Layout	36LYK201
Eff. date	08-23-2023
CD Diagram	CD0005
Poles	04
Leads	9#16
Proprietary	False
Created date	06-04-2012

Insulation Class	H
Inverter Code	Inverter Duty
KVA Code	J
Lifting Lugs	No Lifting Lugs
Locked Bearing Indicator	Locked Bearing
Max Speed	6000 rpm
Motor Lead Exit	Ko Box
Motor Lead Quantity/Wire Size	9 @ 16 AWG
Motor Lead Termination	Flying Leads
Motor Standards	NEMA
Motor Type	3646M
Mounting Arrangement	F1
Number of Poles	4
Overall Length	18.06 IN
Power Factor	81
Product Family	Wash Down Paint Free
Pulley End Bearing Type	Ball
Pulley Face Code	C-Face
Pulley Shaft Indicator	Standard
Rodent Screen	None
Service Factor	1.00
Shaft Diameter	1.125 IN
Shaft Extension Location	Pulley End
Shaft Ground Indicator	No Shaft Grounding
Shaft Rotation	Reversible
Shaft Slinger Indicator	Shaft Slinger
Speed	1750 rpm
Speed Code	Single Speed
Starting Method	Direct on line
Thermal Device - Bearing	None
Thermal Device - Winding	Normally Closed Thermostat
Vibration Sensor Indicator	No Vibration Sensor
Winding Thermal 1	None
Winding Thermal 2	None

Nameplate

NP3956L							
CAT.NO.	IDCSWDM3615T						
SPEC.	36K201S719G1						
FRAME	184TC		**H.P.**	5 TE			
VOLTS	230/460						
MAG. CUR.	5.8/2.9				**F.L. AMPS**	13/6.5	
R.P.M.	1750		**R.P.M. MAX**	6000			
HZ.	60	**PH.**	3	**CLASS**	H		
SER.F.	1.00	**DES.**	B	**SL HZ**	1.7		
NEMA NOM. EFF.	89.5	**WK2**	0.428				
BLWR V		**PH**		**HZ**		**AMPS**	
RATING	40C AMB-CONT						
DE BRG	6206		**ODE BRG**	6205			
CC	010A	**SN**					

Parts List

Part number	Description	Quantity
SA245911	SA 36K201S719G1	1.000 ea
RA232796	RA 36K201S719G1	1.000 ea
36FN3000A01SP	EXFN, PLASTIC, 7.00 OD, .912 ID	1.000 ea
36CB2000A06MU	CONDUIT BOX, MACH W/.75 NPT, BALL BURNIS	1.000 ea
37GS3011	1/8"WHITE NEOPRENE BOX GS	1.000 ea
10XN1032S08	10-32X1/2 HEX HEAD S STL	2.000 ea
HA5027A04	HA4054 T-DRAIN X2 BAGGED	1.000 ea
HW1000A10	#10 FLAT WASHER (SAE)	2.000 ea
11XW1032G06	10-32 X .38, TAPTITE II, HEX WSHR SLTD U	1.000 ea
HW3001B02	BRASS CUP WASHER W/GROUND SYMBOL TAB,	1.000 ea
36EP3101B27MU	FR EP,205 BRG-ENCL, (FOR S.P. #9D)	1.000 ea
HW4500S33	1/8 NPT STAINLESS #304 SS PLUG	3.000 ea
HW5100A05	WVY WSHR F/205 & 304 BRGS	1.000 ea
36EP3301A32MU	PU EP,182-4TC 206 BRG OIL SEAL NO GSR-BA	1.000 ea
HW4500S33	1/8 NPT STAINLESS #304 SS PLUG	3.000 ea
10XN2520S28	1/4-20X 1 3/4 HEX HD SS X	4.000 ea
HA1049A02	DUBO LOK WASHER SIZE 1/4 (NYLON LOCK SEA	4.000 ea
HA1049A02	DUBO LOK WASHER SIZE 1/4 (NYLON LOCK SEA	4.000 ea
51XB1214A16	12-14X1.00 HXWSSLD SERTYB	1.000 ea
36FH4011	WASHDOWN FAN COVER #304 STAINLESS W/NOTC	1.000 ea
11XB1016S07	10-16X7/16HX WS SLD TYP BTDR 13817	3.000 ea
36CB4517	LIPPED CB LID #304 STAINLESS - CLEANED	1.000 ea
37GS3010SP	1/16"WHITE LID GASKET	1.000 ea
59XW0832S07	TAPTITE II,HEX WSHR UNSLTD SER,410 S.S.,	4.000 ea
HW4600B32SP	V-RING SLINGER 1.000 X 1.540 X .24 VITON	1.000 ea
HW4606A03	JM CLIPPER/SEAL (LWE-1156-1875-AL44)	1.000 ea
HW2502E16	#303 SS,SQ KEY 1/4 X 1.750	1.000 ea
HA7000A02	KEY RETAINER RING, 1 1/8 DIA, 1 3/8 DIA	1.000 ea
MJ5001A02	732 CL SEALANT 3 OZ DIXIE BEARING 289100	0.001 ea
85XU0407S04	4X1/4 U DRIVE PIN STAINLESS	2.000 ea
LB1164	LABEL,WARNING AND DRAIN	1.000 ea

HW3200S01	EYEBOLT 3/8-16 X3/4 S.S. TDR #35988	1.000 ea
MJ1000A02	GREASE, POLYREX EM EXXON	0.050 lb
HA3101S40	THRUBOLT 1/4-20 X 12.687	4.000 ea
LC0145B01	CONNECTION LABEL	1.000 ea
NP3956L	SS WD INV UL CSA-EEV PREM CC REV MTG	1.000 ea
36PA1001	PKG GRP, PRINT PK1017A07	1.000 ea
MN416A01	TAG-INSTAL-MAINT no wire (2500 bx)11/25	1.000 ea
LB1624	COMBINED WARNING LABEL, ISO/ANSI PICTOGR	1.000 ea

BALDOR
A MEMBER OF THE ABB GROUP

AC Induction Motor Performance Data

Record # 38663
Typical performance - not guaranteed values

Winding: 36WGS719	**Type:** 3646M	**Enclosure:** TEFC

Nameplate Data				General Characteristics at 460 V, 60 Hz: High Volt Connection	
Rated Output (HP)	5			Full Load Torque	15.2 LB-FT
Volts	230/460			Start Configuration	DOL
Full Load Amps	13/6.5			Break Down Torque	49.7 LB-FT
R.P.M.	1750			Pull-Up Torque	27.7 LB-FT
Hz	60	Phase	3	Locked-rotor Torque	32.3 LB-FT
NEMA Design Code	B	KVA Code	J	Starting Current	48.3 Amps
Service Factor	1			No-load Current	2.91 Amps
NEMA Nom. Eff.	89.5	P.F.	81	Line-line Res. @ 25°C.	2.3457 Ohms
Rating - Duty	40C AMB-CONT			Temp. Rise @ Rated Load	87°C
S.F. Amps				Temp. Rise @ S.F. Load	

Load Characteristics at 460 Volts, 60 Hz, 5 HP

% of Rated Load	25	50	75	100	125	150	S.F.
Power Factor	42	64	75	81	83	84	
Efficiency	86.6	90.5	90.7	89.8	88.4	86.5	
Speed	1788.2	1775.9	1762.8	1747.9	1731.9	1713.7	
Line Amperes	3.27	4.1	5.2	6.49	8.02	9.69	

Baldor Electric Company Fort Smith, Arkansas BALDOR • RELIANCE

Catalog	IDCSWDM3615T	NP VOLTS	230/460	ENCLOSURE	TEFC	WYE CONN EQ CKT OHMS PER PHASE (BASE RATING, 20C)	
FRAME	184TC	NP AMPS	13/6.5	Base Volts	460	R1 1.140	X1 3.646
HP	5 HP	DUTY	Cont	Base AMPS	6.49	R2 0.901	X2 3.239
BASE SPEED	1800	MAX SAFE RPM	6000	Slip Hz	1.73		XM 84.471
PHASE/HZ	3/60	AMB^{0}C/INSUL	40/H	WK^2 (lb-ft^2)	0.428		

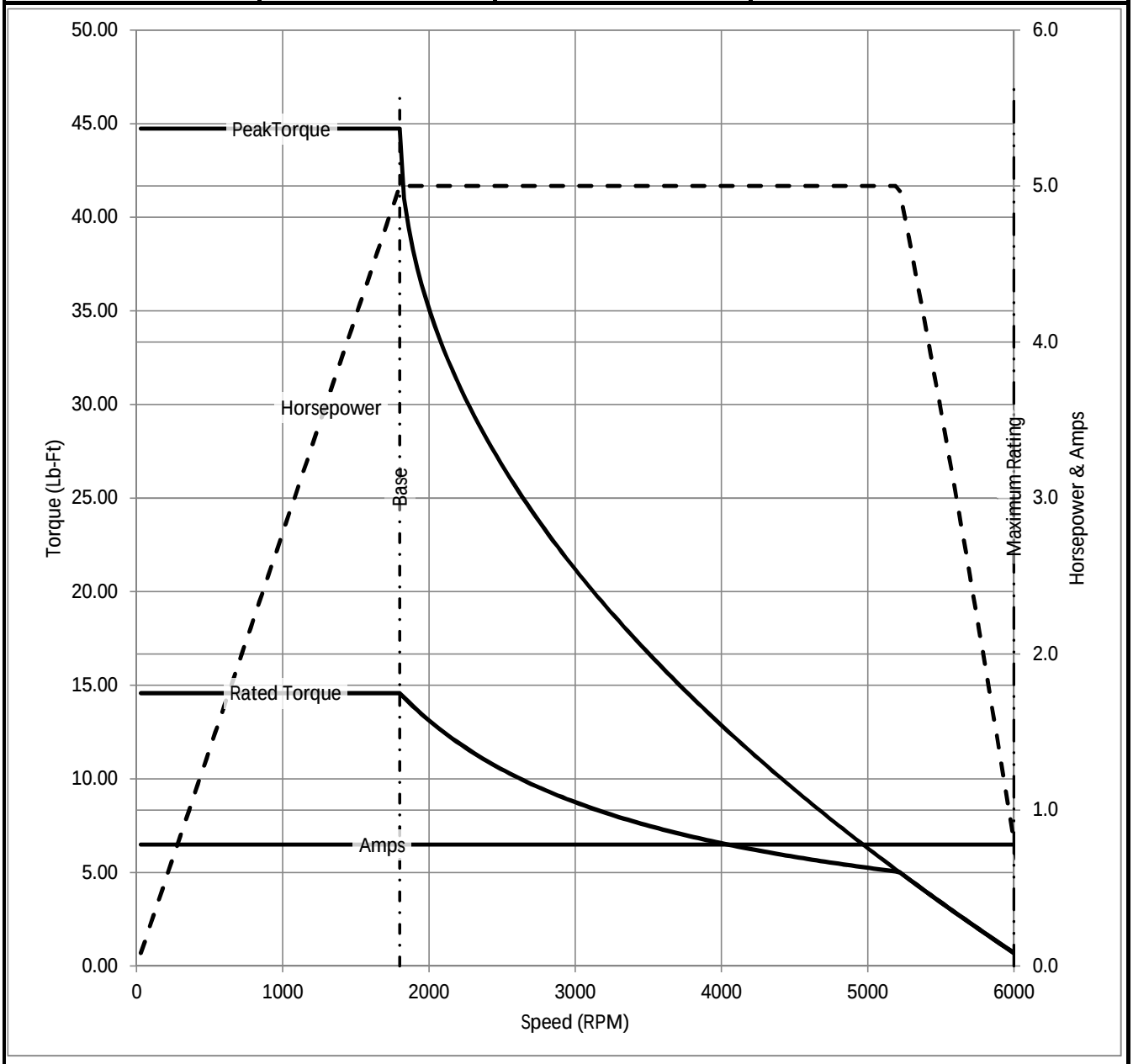

Remarks: Calculated Data

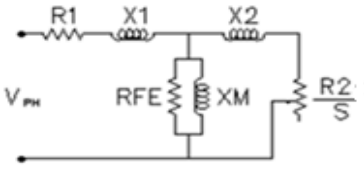

BALDOR
A MEMBER OF THE ABB GROUP

DR BY ENR
CK BY
APP BY ENR
DATE 3/6/2013

A-C MOTOR
PERFORMANCE CURVES

36K201S719G1

ISSUE DATE 3/6/2013

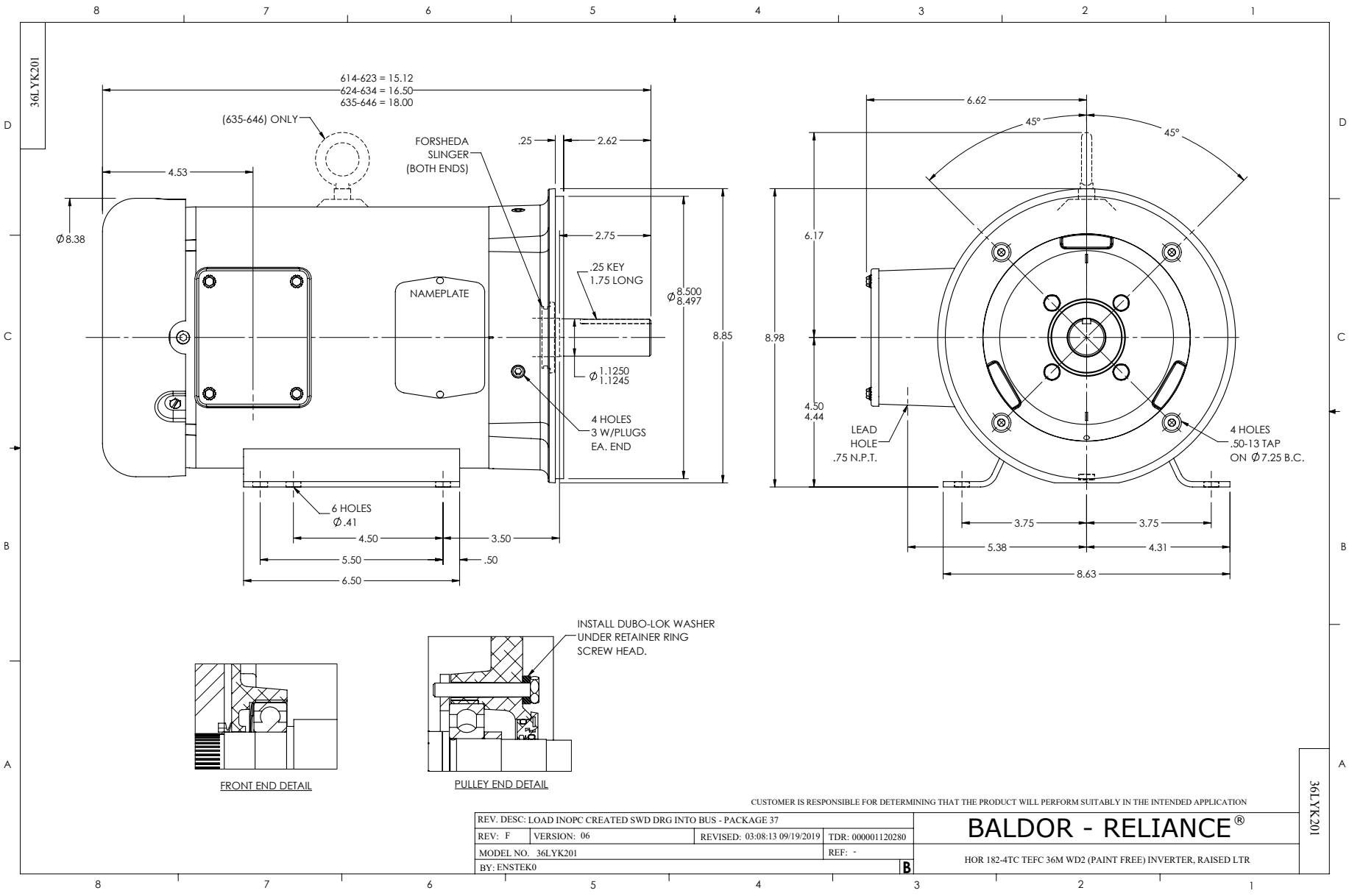
36LYK201
614-623 = 15.12
624-634 = 16.50
635-646 = 18.00
(635-646) ONLY
FORSHEDA SLINGER (BOTH ENDS)
.25
2.62
4.53
Ø8.38
2.75
.25 KEY 1.75 LONG
NAMEPLATE
Ø8.500 8.497
8.85
Ø1.1250 1.1245
4 HOLES 3 W/PLUGS EA. END
6 HOLES Ø.41
4.50
3.50
5.50
.50
6.50
6.62
45°
45°
6.17
8.98
4.50 4.44
LEAD HOLE .75 N.P.T.
4 HOLES .50-13 TAP ON Ø7.25 B.C.
3.75
3.75
5.38
4.31
8.63
INSTALL DUBO-LOK WASHER UNDER RETAINER RING SCREW HEAD.
FRONT END DETAIL
PULLEY END DETAIL
CUSTOMER IS RESPONSIBLE FOR DETERMINING THAT THE PRODUCT WILL PERFORM SUITABLY IN THE INTENDED APPLICATION
REV. DESC: LOAD INOPC CREATED SWD DRG INTO BUS - PACKAGE 37
REV: F
VERSION: 06
REVISED: 03:08:13 09/19/2019
TDR: 000001120280
MODEL NO. 36LYK201
REF: -
BY: ENSTEK0
B
BALDOR - RELIANCE®
HOR 182-4TC TEFC 36M WD2 (PAINT FREE) INVERTER, RAISED LTR
36LYK201

CD0005

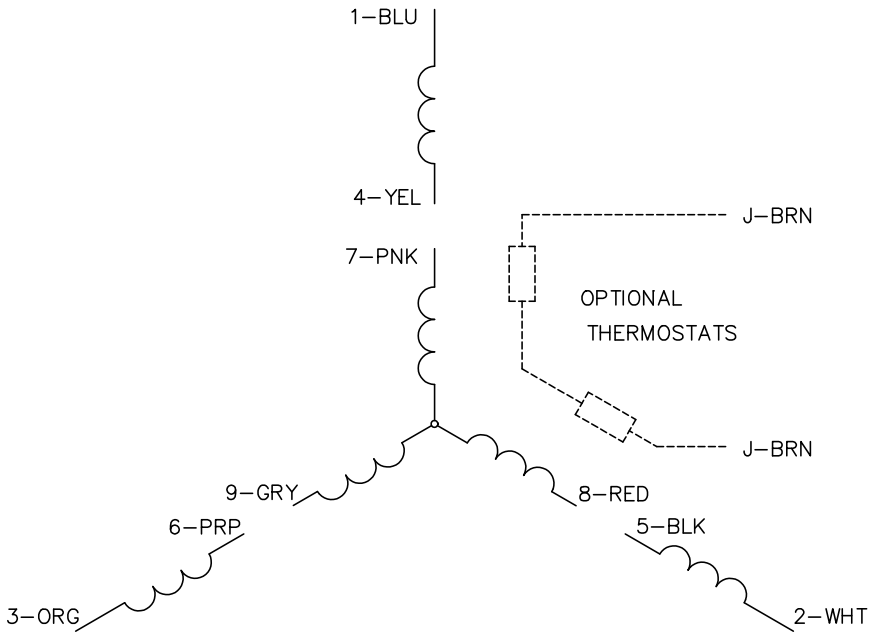

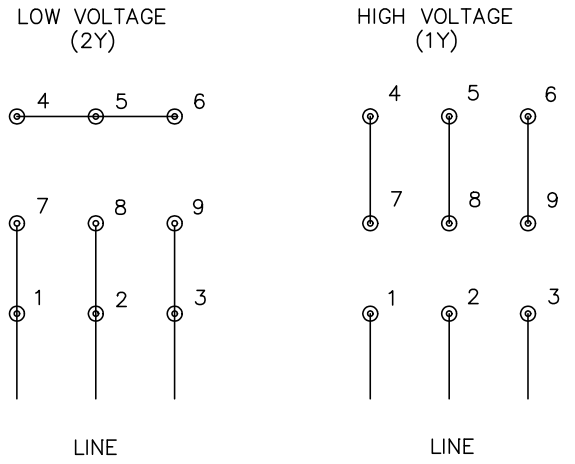

NOTES:

1. INTERCHANGE ANY TWO LINE LEADS TO REVERSE ROTATION.
2. OPTIONAL THERMOSTATS ARE PROVIDED WHEN SPECIFIED.
3. ACTUAL NUMBER OF INTERNAL PARALLEL CIRCUITS MAY BE A MULTIPLE OF THOSE SHOWN ABOVE.
4. LEAD COLORS ARE OPTIONAL. LEADS MUST ALWAYS BE NUMBERED AS SHOWN.

CD0005

REV. DESC: REVISE TO SHOW OPTIONAL COLORS			BALDOR ELECTRIC Co.
REV. LTR: E	BY: JLP	REVISED: 01/19/99 10:15	TDR: 0171435
CD0005		FILE: AAA00005140	MDL: –
		MTL: –	3PH, DV, 9 LEADS