ABB BALDOR RELIANCE

Customer information packet

JMEWDM3559T

3HP, 3450RPM, 3PH, 60HZ, 145JM, 3532M, TEFC, F1
Class - None
Division - Not Applicable

Copyright © All product information within this document is subject to ABB Motors and Mechanical Inc. copyright © protection, unless otherwise noted.
11/23/2026 2:37:35 AM

Specifications

Enclosure	TEFC
Frame	145JM
Frame Material	Steel
Frequency	60.00 Hz
Haz Area Class and Group	None
Haz Area Division	Not Applicable
Motor Letter Type	Three Phase
Output @ Frequency	3.000 HP @ 60 HZ
Phase	3
Synchronous Speed @ Frequency	3600 RPM @ 60 HZ
Voltage @ Frequency	460.0 V @ 60 HZ
	230.0 V @ 60 HZ
Agency Approvals	CSA
	CSA EEV
	UR
Ambient Temperature	40 °C
Auxiliary Box	NO AUXILLARY BOX
Auxiliary Box Lead Termination	None
Base Indicator	Rigid
Bearing Grease Type	Polyrex EM (-20F +300F)
Blower	None
Current @ Voltage	7.200 A @ 230.0 V
	7.900 A @ 208.0 V
	3.600 A @ 460.0 V
Design Code	B
Drip Cover	No Drip Cover
Duty Rating	CONT
Efficiency @ 100% Load	86.5 %
Electrically Isolated Bearing	Not Electrically Isolated
Feedback Device	NO FEEDBACK
Front Face Code	Standard
Front Shaft Indicator	None

Part Detail

Revision	S
Type	AC
Mech. spec.	35TT937
Base	
Status	PRD/A
Elec. spec.	35WGQ060
Layout	35LYTT937
Eff. date	05-08-2026
CD Diagram	CD0005
Poles	02
Leads	9#18
Proprietary	False
Created date	12-04-2014

Heater Indicator	No Heater
High Voltage Full Load Amps	3.6 a
Insulation Class	F
Inverter Code	Inverter Ready
KVA Code	L
Lifting Lugs	No Lifting Lugs
Locked Bearing Indicator	Locked Bearing
Motor Lead Exit	Ko Box
Motor Lead Quantity/Wire Size	9 @ 18 AWG
Motor Lead Termination	Flying Leads
Motor Standards	NEMA
Motor Type	3532M
Mounting Arrangement	F1
Number of Poles	2
Overall Length	16.31 IN
Power Factor	92
Product Family	Wash Down
Pulley End Bearing Type	Ball
Pulley Face Code	C-Face
Pulley Shaft Indicator	Tapped & Key
Rodent Screen	None
RoHS Status	ROHS COMPLIANT
Service Factor	1.15
Shaft Diameter	0.875 IN
Shaft Extension Location	Pulley End
Shaft Ground Indicator	No Shaft Grounding
Shaft Rotation	Reversible
Shaft Slinger Indicator	Shaft Slinger
Speed	3450 rpm
Speed Code	Single Speed
Starting Method	Direct on line
Thermal Device - Bearing	None
Thermal Device - Winding	None
Vibration Sensor Indicator	No Vibration Sensor

Winding Thermal 1	None
Winding Thermal 2	None

Nameplate

NP1669L								
CAT.NO.	JMEWDM3559T							
SPEC.	35TT937Q060G1							
HP	3							
VOLTS	230/460							
AMP	7.2/3.6							
RPM	3450							
FRAME	143JM	**HZ**	60			**PH**	3	
SER.F.	1.15	**CODE**	L	**DES**	B	**CLASS**	F	
NEMA-NOM-EFF	86.5	**PF**	92					
RATING	40C AMB-CONT							
CC	010A							
DE	6206	**ODE**	6203					
ENCL	TEFC	**SN**						
BLANK	10:1CT, 20:1VT, 1.00SF							

Parts List

Part number	Description	Quantity
SA290679	SA 35TT937Q060G1	1.000 ea
RA276835	RA 35TT937Q060G1	1.000 ea
NS2512A01	INSULATOR, CONDUIT BOX X	1.000 ea
35CB3010A01G	35 CB .75 NPT @ 6:00 (GRAY)	1.000 ea
35GS1039	05 MOLDED GASKET W/LIP, 1.12 LEAD HOLE,	1.000 ea
51XB1016A08	10-16X 1/2HXWSSLD SERTYB	2.000 ea
11XW1032G06	10-32 X .38, TAPTITE II, HEX WSHR SLTD U	1.000 ea
35EP3122B00W	MASTER ODE,203 BRG,.683SH,.125NPT DRNS,F	1.000 ea
HW4072A01	BLACK DRAIN PLUG FOR .125 NPT	3.000 ea
HW4032A01	BLACK DRAIN PLUG FOR WASH DOWN MOTORS	3.000 ea
12XN1032S16	10-32X1 HEX HD SLTD STAINLESS STEEL	2.000 ea
HW5100A03	WAVY WASHER (W1543-017)	1.000 ea
35EP3401T07MW	PU EP FOR SEAL W/"O" DRILLS & NO GRS, W/	1.000 ea
HW4600B50	SEAL 1.156 X 1.874 X 0.250 SINGLE LIP DB	1.000 ea
35FH4005A32	IEC FH NO GRSR W/3 HOLES - PRIMED	1.000 ea
11XW1032S06	10-32 X .38, TAPTITE II, HEX WSHR SLTD U	3.000 ea
HW4600B39SP	V-RING SLINGER 0.550 X 0.790 X .18 VITON	1.000 ea
HW4600B36SP	V-RING SLINGER 1.188 X 1.380 X .24 VITON	1.000 ea
35CB4522	35 LIPPED CB LID PRIMED	1.000 ea
35GS1030A02	35 GS FOR CB LID - WHITE NEOPRENE	1.000 ea
59XW0832S07	TAPTITE II,HEX WSHR UNSLTD SER,410 S.S.,	4.000 ea
HW2502D13	SS KEY, 3/16 SQ X 1.375	1.000 ea
HA7000A01	KEY RETAINER 7/8" DIA SHAFT	1.000 ea
85XU0407S04	4X1/4 U DRIVE PIN STAINLESS	2.000 ea
MJ5001A27	32220KN GRAY SEALER *MIN BUY 4 QTS=1GAL	0.001 qt
LB1164	LABEL,WARNING AND DRAIN	1.000 ea
HA5027A02	HA4054 T-DRAIN X2 BAGGED WITH LABEL	1.000 ea
MJ1000A02	GREASE, POLYREX EM EXXON	0.050 lb
34FN3002B01	EXTERNAL FAN, PLASTIC, .637/.639 HUB W/	1.000 ea
51XB1214A16	12-14X1.00 HXWSSLD SERTYB	1.000 ea
MG1025W01	WILKOFAST, 781.01, SIGNAL WHITE #9003	0.017 ga

MG1500Y02	WILKOPON PRIMER YELLOW	0.017 ga
HA3100S09	THRUBOLT 9.25 LENGTH SS	4.000 ea
MN416A01	TAG-INSTAL-MAINT no wire (2500 bx)11/25	1.000 ea
LC0005	CONN.DIA.,TY M,9-LD,DUAL VOLT,REVERSING	1.000 ea
NP1669L	SS WD SUPER-E UL PREM REV MTG	1.000 ea
36PA1001	PKG GRP, PRINT PK1017A07	1.000 ea
FE-0000001	ZRTG FE ASSEMBLY	1.000 ea

AC Induction Motor Performance Data
Record # 50261
Typical performance - not guaranteed values

Winding: 35WGQ060-R002	**Type:** 3532M	**Enclosure:** TEFC

Nameplate Data				**460 V, 60 Hz: High Voltage Connection**	
Rated Output (HP)			3	**Full Load Torque**	4.5 LB-FT
Volts			230/460	**Start Configuration**	direct on line
Full Load Amps			7.2/3.6	**Breakdown Torque**	18 LB-FT
R.P.M.			3450	**Pull-up Torque**	11 LB-FT
Hz	60	**Phase**	3	**Locked-rotor Torque**	16 LB-FT
NEMA Design Code	B	**KVA Code**	L	**Starting Current**	33 A
Service Factor (S.F.)			1.15	**No-load Current**	1.2 A
NEMA Nom. Eff.	86.5	**Power Factor**	92	**Line-line Res. @ 25ºC**	4.72 Ω
Rating - Duty			40C AMB-CONT	**Temp. Rise @ Rated Load**	61°C
S.F. Amps				**Temp. Rise @ S.F. Load**	76°C

Load Characteristics 460 V, 60 Hz, 3 HP

% of Rated Load	**25**	**50**	**75**	**100**	**125**	**150**	**S.F.**
Power Factor	62	81	88	92	93	94	93
Efficiency	83.7	87.9	88.2	87.2	85.6	83.5	86.2
Speed	3562	3531	3498	3462	3421	3375	3437
Line amperes	1.5	2.1	2.8	3.6	4.5	5.4	4.1

ABB Motors and Mechanical Inc.

WINDING # 35WGQ060

3 HP 3 PH 60 HZ 3450 RPM 460 V 3532M

Typical performance - not guaranteed values.

TORQUES(LB-FT): PO=18 PU=11 LR=16 LRA=33

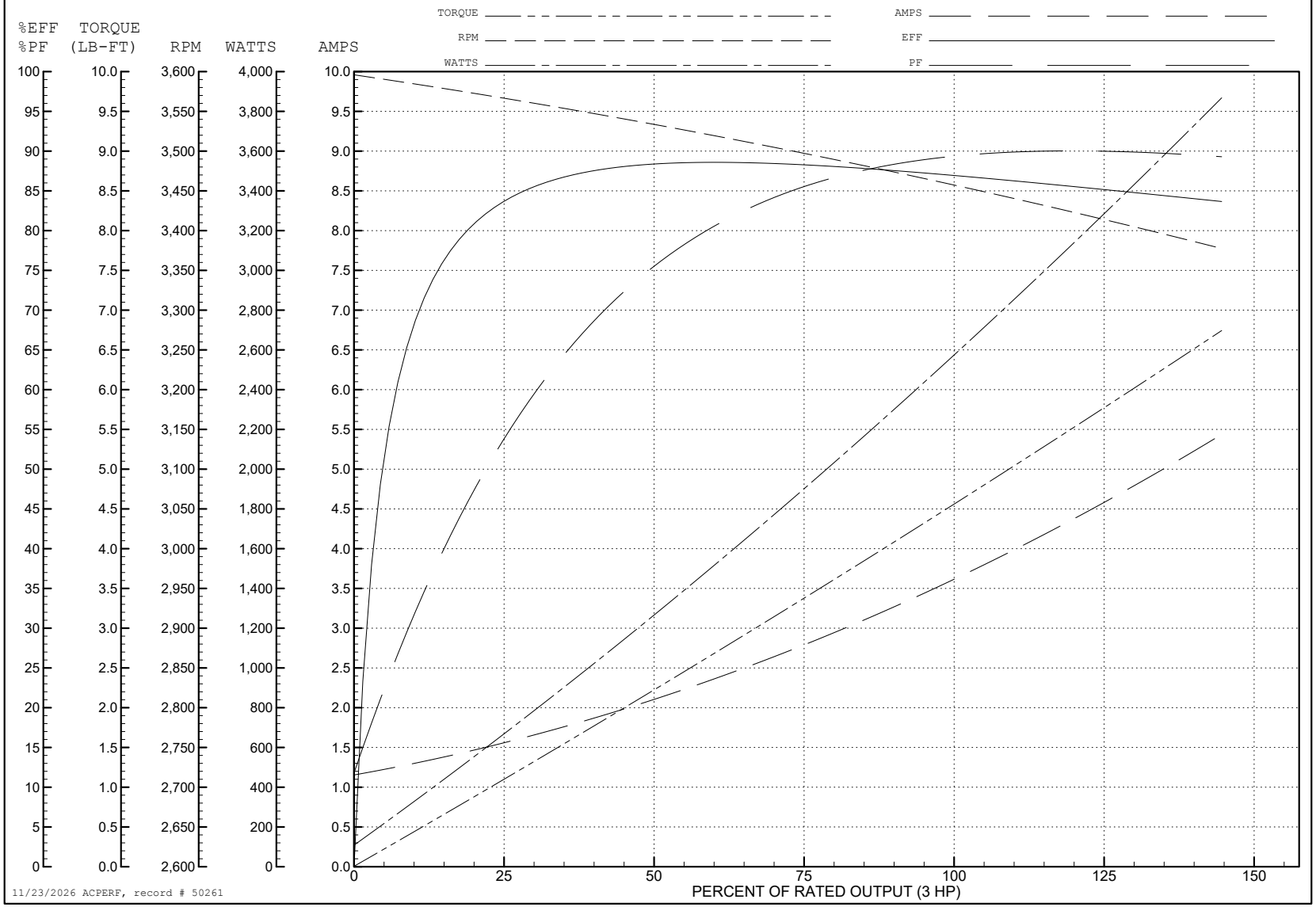

AC Induction Motor Performance Data
Record # 59171
Typical performance - not guaranteed values

Winding: 35WGQ060-R002	**Type:** 3532M	**Enclosure:** TEFC

Nameplate Data				**230 V, 60 Hz: Low Voltage Connection**	
Rated Output (HP)			3	**Full Load Torque**	4.5 LB-FT
Volts			230/460	**Start Configuration**	direct on line
Full Load Amps			7.2/3.6	**Breakdown Torque**	18 LB-FT
R.P.M.			3450	**Pull-up Torque**	11 LB-FT
Hz	60	**Phase**	3	**Locked-rotor Torque**	16 LB-FT
NEMA Design Code	B	**KVA Code**	L	**Starting Current**	66 A
Service Factor (S.F.)			1.15	**No-load Current**	2.4 A
NEMA Nom. Eff.	86.5	**Power Factor**	92	**Line-line Res. @ 25ºC**	1.17 Ω
Rating - Duty			40C AMB-CONT	**Temp. Rise @ Rated Load**	61°C
S.F. Amps				**Temp. Rise @ S.F. Load**	73°C
				Locked-rotor Power Factor	47.1
				Rotor inertia	0.0885 LB-FT2

Load Characteristics 230 V, 60 Hz, 3 HP

% of Rated Load	**25**	**50**	**75**	**100**	**125**	**150**	**S.F.**
Power Factor	57	77	85	88	89	90	89
Efficiency	84.1	87.9	88.4	87.2	85.7	83.5	86.3
Speed	3562	3531	3498	3462	3421	3375	3437
Line amperes	3	4.2	5.6	7.2	9	10.8	8.28

ABB Motors and Mechanical Inc.

WINDING # 35WGQ060

3 HP 3 PH 60 HZ 3450 RPM 230 V 3532M

Typical performance - not guaranteed values.

TORQUES(LB-FT): PO=18 PU=11 LR=16 LRA=66

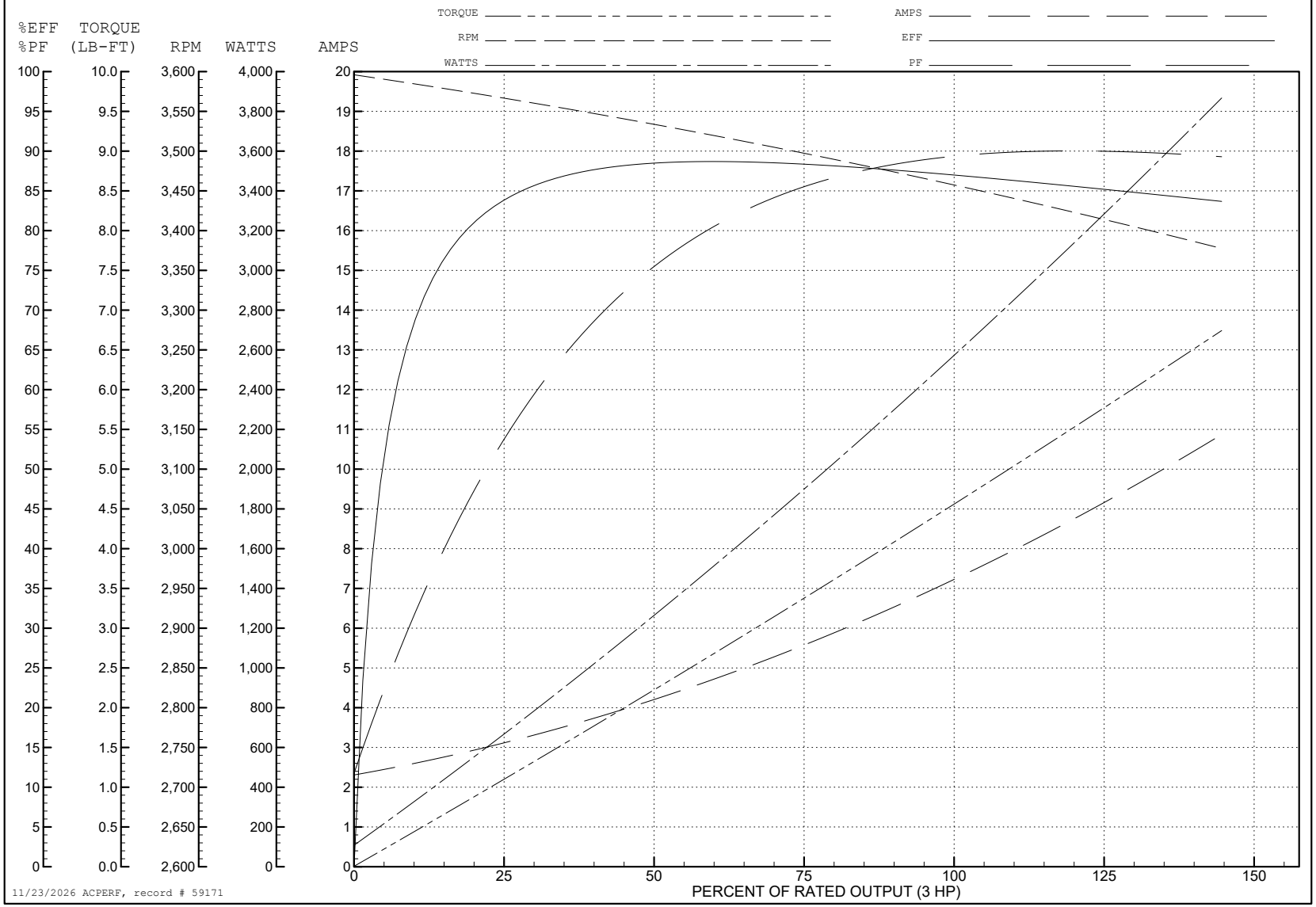

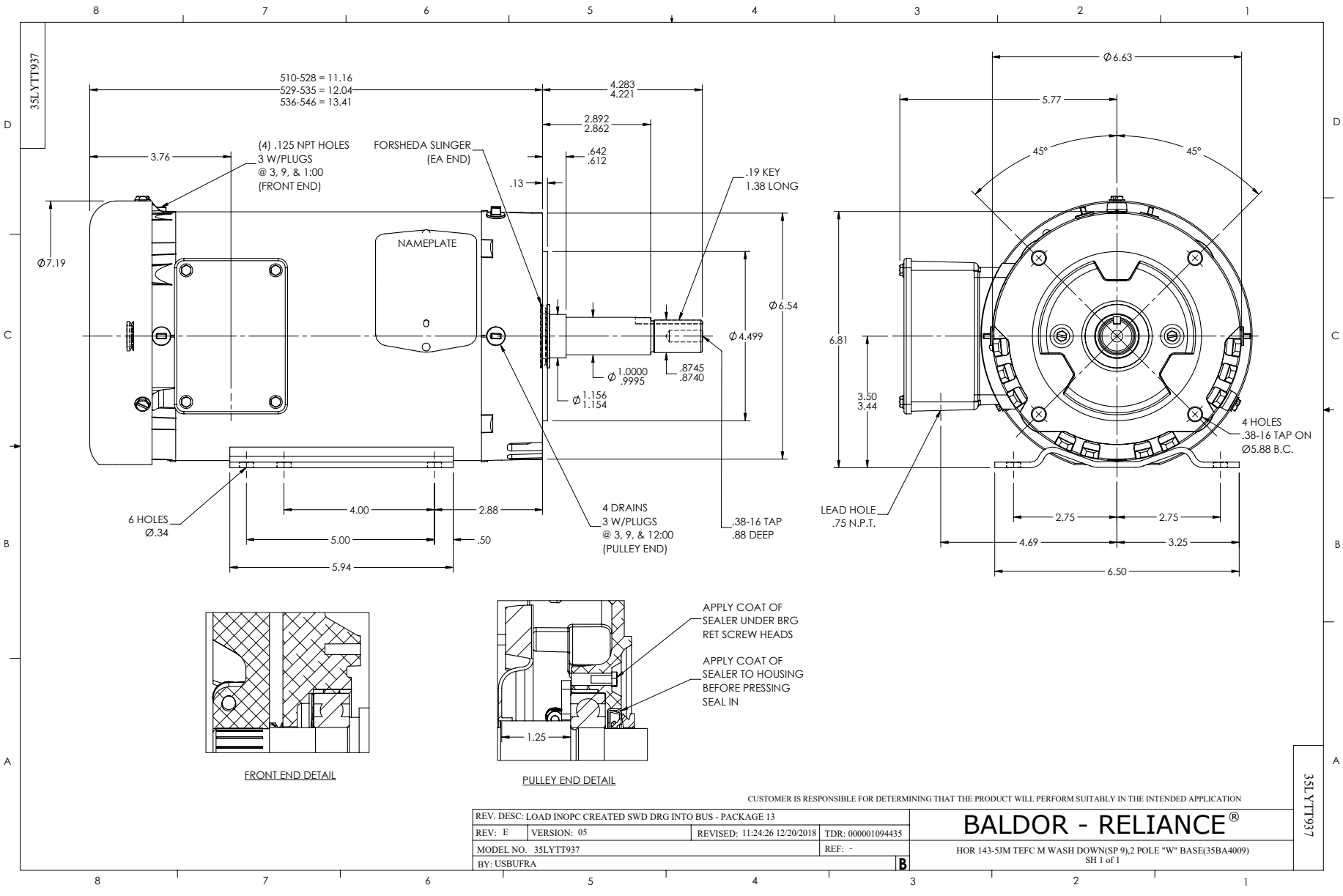
35LYTT937
510-528 = 11.16
529-535 = 12.04
536-546 = 13.41
4.283
4.221
2.892
2.862
3.76
(4) .125 NPT HOLES
3 W/PLUGS
@ 3, 9, & 1:00
(FRONT END)
FORSHEDA SLINGER
(EA END)
.642
.612
.13
.19 KEY
1.38 LONG
NAMEPLATE
Ø7.19
Ø6.54
Ø4.499
Ø 1.0000
.9995
.8745
.8740
Ø 1.156
1.154
6 HOLES
Ø.34
4.00
2.88
5.00
.50
5.94
4 DRAINS
3 W/PLUGS
@ 3, 9, & 12:00
(PULLEY END)
.38-16 TAP
.88 DEEP
Ø6.63
5.77
45°
45°
6.81
3.50
3.44
4 HOLES
.38-16 TAP ON
Ø5.88 B.C.
LEAD HOLE
.75 N.P.T.
2.75
2.75
4.69
3.25
6.50
APPLY COAT OF
SEALER UNDER BRG
RET SCREW HEADS
APPLY COAT OF
SEALER TO HOUSING
BEFORE PRESSING
SEAL IN
1.25
FRONT END DETAIL
PULLEY END DETAIL
CUSTOMER IS RESPONSIBLE FOR DETERMINING THAT THE PRODUCT WILL PERFORM SUITABLY IN THE INTENDED APPLICATION
REV. DESC: LOAD INOPC CREATED SWD DRG INTO BUS - PACKAGE 13
REV: E
VERSION: 05
REVISED: 11:24:26 12/20/2018
TDR: 000001094435
MODEL NO. 35LYTT937
REF: -
BY: USBUFRA
B
BALDOR - RELIANCE®
HOR 143-5JM TEFC M WASH DOWN(SP 9),2 POLE "W" BASE(35BA4009)
SH 1 of 1
35LYTT937

CD0005

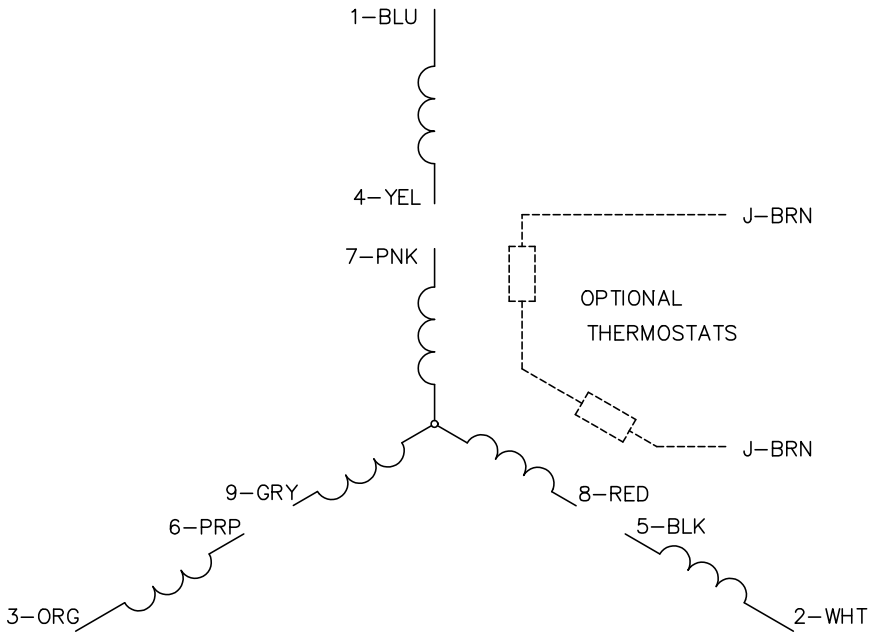

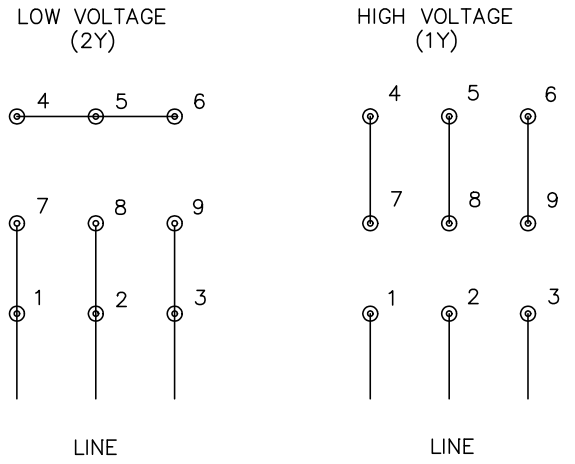

NOTES:

1. INTERCHANGE ANY TWO LINE LEADS TO REVERSE ROTATION.
2. OPTIONAL THERMOSTATS ARE PROVIDED WHEN SPECIFIED.
3. ACTUAL NUMBER OF INTERNAL PARALLEL CIRCUITS MAY BE A MULTIPLE OF THOSE SHOWN ABOVE.
4. LEAD COLORS ARE OPTIONAL. LEADS MUST ALWAYS BE NUMBERED AS SHOWN.

CD0005

REV. DESC: REVISE TO SHOW OPTIONAL COLORS			BALDOR ELECTRIC Co.
REV. LTR: E	BY: JLP	REVISED: 01/19/99 10:15	TDR: 0171435
CD0005		FILE: AAA00005140	MDL: –
		MTL: –	3PH, DV, 9 LEADS