ABB BALDOR RELIANCE

Customer information packet

JMEWDM3613T

5HP, 3430RPM, 3PH, 60HZ, 184JM, 3634M, TEFC, F1
Class - None
Division - Not Applicable

Copyright © All product information within this document is subject to ABB Motors and Mechanical Inc. copyright © protection, unless otherwise noted.
11/23/2026 2:38:03 AM

Specifications

Enclosure	TEFC
Frame	184JM
Frame Material	Steel
Frequency	60.00 Hz
Haz Area Class and Group	None
Haz Area Division	Not Applicable
Motor Letter Type	Three Phase
Output @ Frequency	5.000 HP @ 60 HZ
Phase	3
Synchronous Speed @ Frequency	3600 RPM @ 60 HZ
Voltage @ Frequency	460.0 V @ 60 HZ
	230.0 V @ 60 HZ
Agency Approvals	CSA
	CSA EEV
	UR
Ambient Temperature	40 °C
Auxiliary Box	NO AUXILLARY BOX
Auxiliary Box Lead Termination	None
Base Indicator	Rigid
Bearing Grease Type	Polyrex EM (-20F +300F)
Blower	None
Current @ Voltage	12.400 A @ 208.0 V
	5.600 A @ 460.0 V
	11.200 A @ 230.0 V
Design Code	B
Drip Cover	No Drip Cover
Duty Rating	CONT
Efficiency @ 100% Load	88.5 %
Electrically Isolated Bearing	Not Electrically Isolated
Feedback Device	NO FEEDBACK
Front Face Code	Standard
Front Shaft Indicator	None

Part Detail

Revision	K
Type	AC
Mech. spec.	36K605
Base	
Status	PRD/A
Elec. spec.	36WGR114
Layout	36LYK605
Eff. date	10-30-2026
CD Diagram	CD0005
Poles	02
Leads	9#16
Proprietary	False
Created date	12-04-2014

Heater Indicator	No Heater
High Voltage Full Load Amps	5.6 a
Insulation Class	F
Inverter Code	Inverter Ready
KVA Code	J
Lifting Lugs	No Lifting Lugs
Locked Bearing Indicator	Locked Bearing
Motor Lead Exit	Ko Box
Motor Lead Quantity/Wire Size	9 @ 16 AWG
Motor Lead Termination	Flying Leads
Motor Standards	NEMA
Motor Type	3634M
Mounting Arrangement	F1
Number of Poles	2
Overall Length	18.05 IN
Power Factor	94
Product Family	Wash Down
Pulley End Bearing Type	Ball
Pulley Face Code	C-Face
Pulley Shaft Indicator	Tapped & Key
Rodent Screen	None
Service Factor	1.15
Shaft Diameter	0.875 IN
Shaft Extension Location	Pulley End
Shaft Ground Indicator	No Shaft Grounding
Shaft Rotation	Reversible
Shaft Slinger Indicator	Shaft Slinger
Speed	3430 rpm
Speed Code	Single Speed
Starting Method	Direct on line
Thermal Device - Bearing	None
Thermal Device - Winding	None
Vibration Sensor Indicator	No Vibration Sensor
Winding Thermal 1	None

Winding Thermal 2	None

Nameplate

	NP1669L							
CAT.NO.	JMEWDM3613T							
SPEC.	36K605R114G1							
HP	5							
VOLTS	230/460							
AMP	11.2/5.6							
RPM	3430							
FRAME	184JM	**HZ**	60			**PH**	3	
SER.F.	1.15	**CODE**	J	**DES**	B	**CLASS**	F	
NEMA-NOM-EFF	88.5	**PF**	94					
RATING	40C AMB-CONT							
CC	010A							
DE	6207	**ODE**	6205					
ENCL	TEFC	**SN**						
BLANK	20:1CT, 20:1VT, 1.00SF							

Parts List

Part number	Description	Quantity
SA290728	SA 36K605R114G1	1.000 ea
RA276884	RA 36K605R114G1	1.000 ea
34FN3002B02	EXTERNAL FAN, PLASTIC, .905/.907 HUB W/	1.000 ea
36CB3005A03W	36 CB .75 NPT @ 6 W/WHITE EPOXY	1.000 ea
35GS1022A03	GASKET BOX .125 THK WHITE NEOPRENE	1.000 ea
51XB1016A08	10-16X 1/2HXWSSLD SERTYB	2.000 ea
HA5027A01	HA4066A01 T-DRAIN X2 BAGGED	1.000 ea
11XW1032G06	10-32 X .38, TAPTITE II, HEX WSHR SLTD U	1.000 ea
36EP3104A03MW	FREP MACH (RAISED FH PADS) WHITE EPOXY	1.000 ea
HW4032A01	BLACK DRAIN PLUG FOR WASH DOWN MOTORS	3.000 ea
10XN2520S26	1/4-20X 1 5/8 HEX HD SS	4.000 ea
HW5100A05	WVY WSHR F/205 & 304 BRGS	1.000 ea
36EP1302A23MW	FACE MT EP FOR HOSE DOWN MTR W/WHITE EPO	1.000 ea
HW4600B51	SEAL 1.375 X 2.125 X 0.313 SINGLE LIP DB	1.000 ea
HW4032A01	BLACK DRAIN PLUG FOR WASH DOWN MOTORS	3.000 ea
51XB1214A16	12-14X1.00 HXWSSLD SERTYB	1.000 ea
36FH4010A08	IEC FH NO GREASER - W/PRIMER	1.000 ea
11XW1032S06	10-32 X .38, TAPTITE II, HEX WSHR SLTD U	3.000 ea
HW4600B32SP	V-RING SLINGER 1.000 X 1.540 X .24 VITON	1.000 ea
HW4600B31SP	V-RING SLINGER 1.438 X 1.758 X .24 VITON	1.000 ea
36CB4518	36 LIPPED CB LID PRIMED	1.000 ea
37GS3010SP	1/16"WHITE LID GASKET	1.000 ea
59XW0832S07	TAPTITE II,HEX WSHR UNSLTD SER,410 S.S.,	4.000 ea
HW2502D13	SS KEY, 3/16 SQ X 1.375	1.000 ea
HA7000A01	KEY RETAINER 7/8" DIA SHAFT	1.000 ea
MJ5001A27	32220KN GRAY SEALER *MIN BUY 4 QTS=1GAL	0.001 qt
85XU0407S04	4X1/4 U DRIVE PIN STAINLESS	2.000 ea
LB1164	LABEL,WARNING AND DRAIN	1.000 ea
MJ1000A02	GREASE, POLYREX EM EXXON	0.050 lb
MG1025Z02	ACTIVATOR WILKOFAST 060.02HF	0.010 ga
MG1025W01	WILKOFAST, 781.01, SIGNAL WHITE #9003	0.022 ga

HA3101S25	THRUBOLT 1/4-20 X 11.00	4.000 ea
LC0005	CONN.DIA.,TY M,9-LD,DUAL VOLT,REVERSING	1.000 ea
NP1669L	SS WD SUPER-E UL PREM REV MTG	1.000 ea
36PA1001	PKG GRP, PRINT PK1017A07	1.000 ea
MN416A01	TAG-INSTAL-MAINT no wire (2500 bx)11/25	1.000 ea
FE-0000001	ZRTG FE ASSEMBLY	1.000 ea

AC Induction Motor Performance Data
Record # 41699
Typical performance - not guaranteed values

Winding: 36WGR114-R001	**Type:** 3634M	**Enclosure:** TEFC

Nameplate Data				**460 V, 60 Hz: High Voltage Connection**	
Rated Output (HP)			5	**Full Load Torque**	7.74 LB-FT
Volts			208-230/460	**Start Configuration**	direct on line
Full Load Amps			12.4-11.2/5.6	**Breakdown Torque**	31.7 LB-FT
R.P.M.			3430	**Pull-up Torque**	19.9 LB-FT
Hz	60	**Phase**	3	**Locked-rotor Torque**	23.1 LB-FT
NEMA Design Code	B	**KVA Code**	J	**Starting Current**	45.5 A
Service Factor (S.F.)			1.15	**No-load Current**	1.17 A
NEMA Nom. Eff.	88.5	**Power Factor**	94	**Line-line Res. @ 25ºC**	2.91 Ω
Rating - Duty			40C AMB-CONT	**Temp. Rise @ Rated Load**	68°C
S.F. Amps				**Temp. Rise @ S.F. Load**	87°C

Load Characteristics 460 V, 60 Hz, 5 HP

% of Rated Load	**25**	**50**	**75**	**100**	**125**	**150**	**S.F.**
Power Factor	73	88	92	95	95	95	95
Efficiency	88.7	90.9	90.4	89.5	87.1	84.9	88.1
Speed	3559	3520	3478	3434	3383	3325	3403
Line amperes	1.84	2.97	4.28	5.56	7.1	8.76	6.48

ABB Motors and Mechanical Inc.

WINDING # 36WGR114

5 HP 3 PH 60 HZ 3430 RPM 460 V 3634M

Typical performance - not guaranteed values.

TORQUES(LB-FT): PO=31.7 PU=19.9 LR=23.1 LRA=45.5

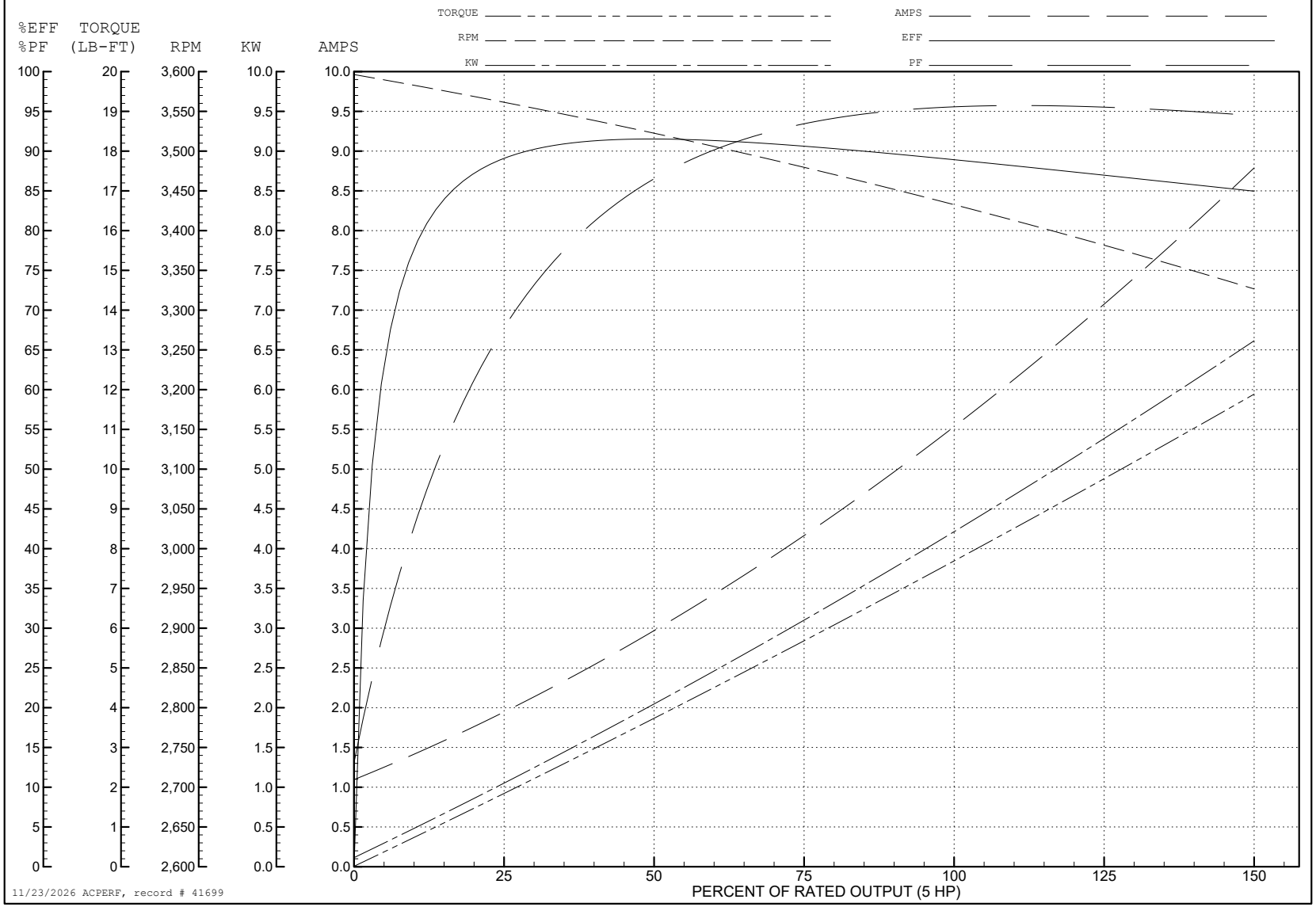

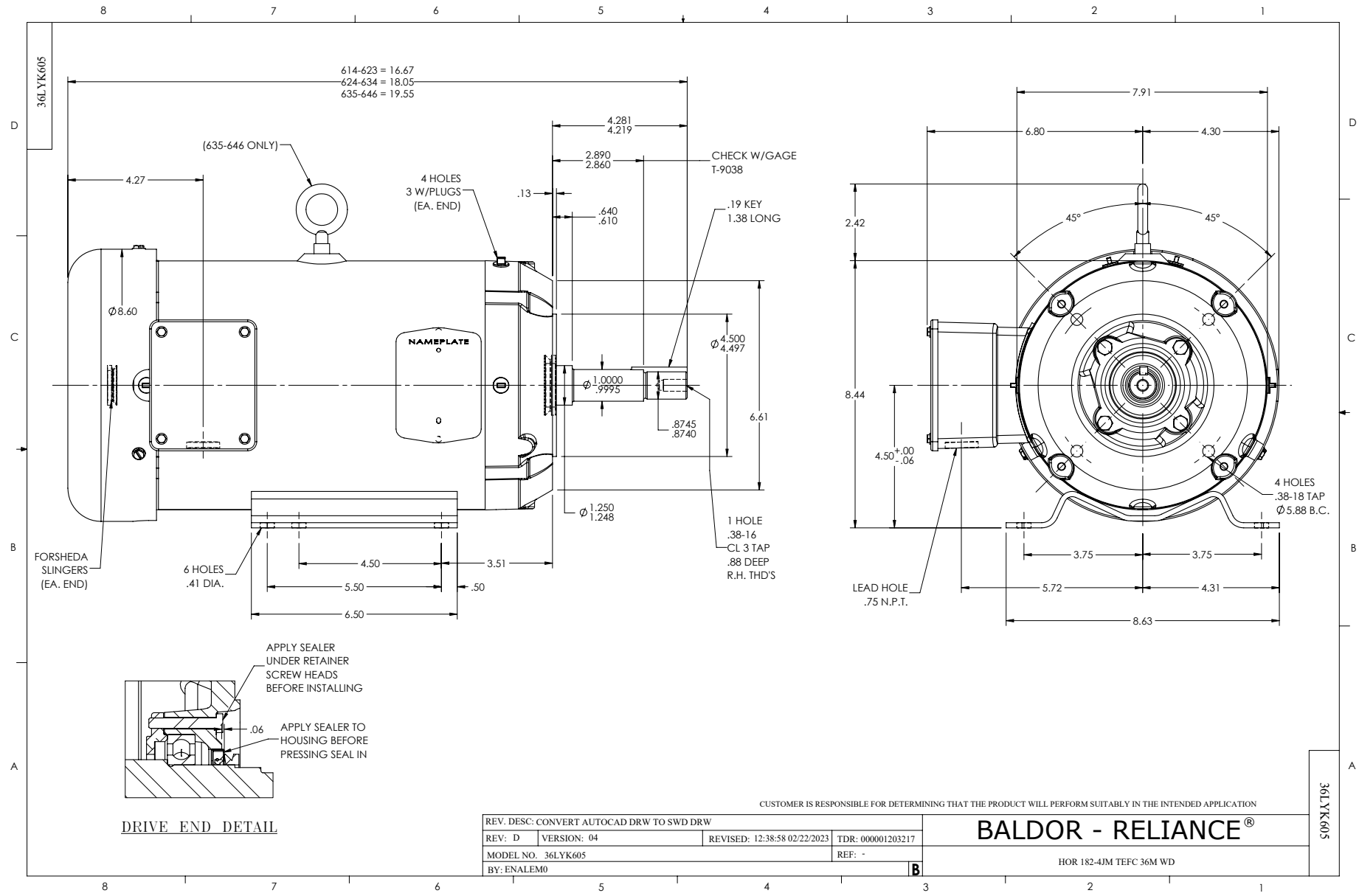
36LYK605
614-623 = 16.67
624-634 = 18.05
635-646 = 19.55
(635-646 ONLY)
4.27
4.281
4.219
2.890
2.860
CHECK W/GAGE
T-9038
4 HOLES
3 W/PLUGS
(EA. END)
.13
.640
.610
.19 KEY
1.38 LONG
Ø8.60
NAMEPLATE
Ø4.500
4.497
Ø1.0000
.9995
.8745
.8740
6.61
Ø1.250
1.248
1 HOLE
.38-16
CL 3 TAP
.88 DEEP
R.H. THD'S
FORSHEDA
SLINGERS
(EA. END)
6 HOLES
.41 DIA.
4.50
3.51
5.50
.50
6.50
7.91
6.80
4.30
2.42
45°
45°
8.44
4.50 +.00 -.06
4 HOLES
.38-18 TAP
Ø5.88 B.C.
3.75
3.75
LEAD HOLE
.75 N.P.T.
5.72
4.31
8.63
APPLY SEALER
UNDER RETAINER
SCREW HEADS
BEFORE INSTALLING
.06
APPLY SEALER TO
HOUSING BEFORE
PRESSING SEAL IN
DRIVE END DETAIL
CUSTOMER IS RESPONSIBLE FOR DETERMINING THAT THE PRODUCT WILL PERFORM SUITABLY IN THE INTENDED APPLICATION
REV. DESC: CONVERT AUTOCAD DRW TO SWD DRW
REV: D
VERSION: 04
REVISED: 12:38:58 02/22/2023
TDR: 000001203217
MODEL NO. 36LYK605
REF: -
BY: ENALEM0
B
BALDOR - RELIANCE®
HOR 182-4JM TEFC 36M WD
36LYK605

CD0005

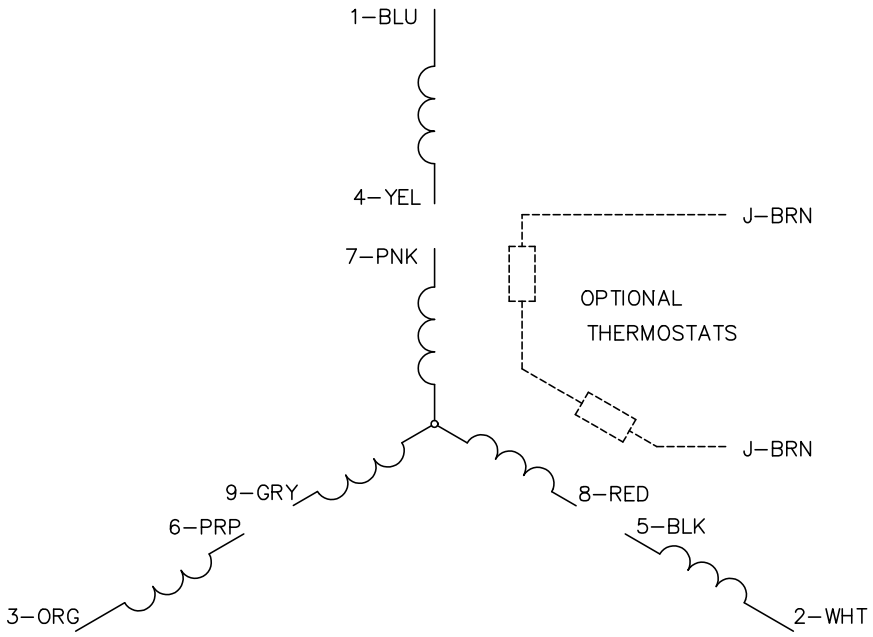

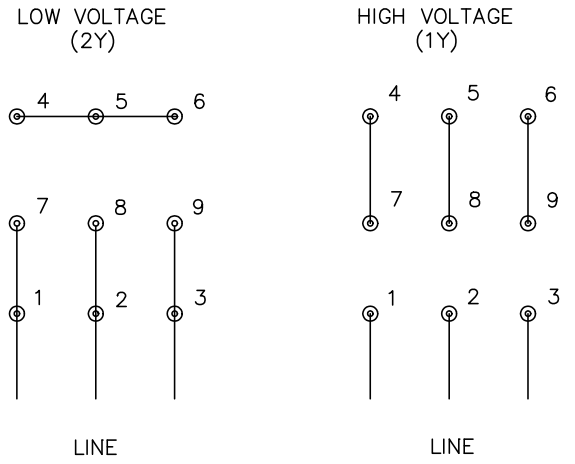

NOTES:

1. INTERCHANGE ANY TWO LINE LEADS TO REVERSE ROTATION.
2. OPTIONAL THERMOSTATS ARE PROVIDED WHEN SPECIFIED.
3. ACTUAL NUMBER OF INTERNAL PARALLEL CIRCUITS MAY BE A MULTIPLE OF THOSE SHOWN ABOVE.
4. LEAD COLORS ARE OPTIONAL. LEADS MUST ALWAYS BE NUMBERED AS SHOWN.

CD0005

REV. DESC: REVISE TO SHOW OPTIONAL COLORS			BALDOR ELECTRIC Co.
REV. LTR: E	BY: JLP	REVISED: 01/19/99 10:15	TDR: 0171435
CD0005		FILE: AAA00005140	MDL: –
		MTL: –	3PH, DV, 9 LEADS