ABB BALDOR RELIANCE

Customer information packet

JMEWDM3711T

10HP, 3450RPM, 3PH, 60HZ, 215JM, 3736M, TEFC, F
Class - None
Division - Not Applicable

Copyright © All product information within this document is subject to ABB Motors and Mechanical Inc. copyright © protection, unless otherwise noted.
11/23/2026 2:38:15 AM

Specifications

Enclosure	TEFC
Frame	215JM
Frame Material	Steel
Frequency	60.00 Hz
Haz Area Class and Group	None
Haz Area Division	Not Applicable
Motor Letter Type	Three Phase
Output @ Frequency	10.000 HP @ 60 HZ
Phase	3
Synchronous Speed @ Frequency	3600 RPM @ 60 HZ
Voltage @ Frequency	208.0 V @ 60 HZ
	230.0 V @ 60 HZ
	460.0 V @ 60 HZ
Agency Approvals	UR
	CSA
	CSA EEV
Ambient Temperature	40 °C
Auxiliary Box	NO AUXILLARY BOX
Auxiliary Box Lead Termination	None
Base Indicator	Rigid
Bearing Grease Type	Polyrex EM (-20F +300F)
Blower	None
Current @ Voltage	24.000 A @ 208.0 V
	21.600 A @ 230.0 V
	10.800 A @ 460.0 V
Design Code	B
Drip Cover	No Drip Cover
Duty Rating	CONT
Efficiency @ 100% Load	90.2 %
Electrically Isolated Bearing	Not Electrically Isolated
Feedback Device	NO FEEDBACK
Front Face Code	Standard

Part Detail

Revision	Q
Type	AC
Mech. spec.	37H883
Base	
Status	PRD/A
Elec. spec.	37WGR697
Layout	37LYH883
Eff. date	02-14-2024
CD Diagram	CD0005
Poles	02
Leads	9#14
Proprietary	False
Created date	12-04-2014

Front Shaft Indicator	None
Heater Indicator	No Heater
High Voltage Full Load Amps	10.8 a
Insulation Class	F
Inverter Code	Inverter Ready
KVA Code	H
Lifting Lugs	Standard Lifting Lugs
Locked Bearing Indicator	Locked Bearing
Motor Lead Exit	Ko Box
Motor Lead Quantity/Wire Size	9 @ 14 AWG
Motor Lead Termination	Flying Leads
Motor Standards	NEMA
Motor Type	3736M
Mounting Arrangement	F1
Number of Poles	2
Overall Length	20.91 IN
Power Factor	96
Product Family	Wash Down
Pulley End Bearing Type	Sealed Bearing
Pulley Face Code	C-Face
Pulley Shaft Indicator	Tapped & Key
Rodent Screen	None
Service Factor	1.15
Shaft Diameter	0.875 IN
Shaft Extension Location	Pulley End
Shaft Ground Indicator	No Shaft Grounding
Shaft Rotation	Reversible
Shaft Slinger Indicator	Shaft Slinger
Speed	3450 rpm
Speed Code	Single Speed
Starting Method	Direct on line
Thermal Device - Bearing	None
Thermal Device - Winding	None
Vibration Sensor Indicator	No Vibration Sensor

Winding Thermal 1	None
Winding Thermal 2	None

Nameplate

NP1669L								
CAT.NO.	JMEWDM3711T							
SPEC.	37H883R697G1							
HP	10							
VOLTS	230/460							
AMP	21.6/10.8							
RPM	3450							
FRAME	215JM	**HZ**	60			**PH**	3	
SER.F.	1.15	**CODE**	H	**DES**	B	**CLASS**	F	
NEMA-NOM-EFF	90.2	**PF**	96					
RATING	40C AMB-CONT							
CC	010A							
DE	6309	**ODE**	6206					
ENCL	TEFC	**SN**						
BLANK	20:1CT, 20:1VT, 1.00SF							

Parts List

Part number	Description	Quantity
SA290726	SA 37H883R697G1	1.000 ea
RA276882	RA 37H883R697G1	1.000 ea
HW3200A01	3/8-16X3/4 EYEBOLT WELDED F/S	1.000 ea
37CB3005A04W	CASTING W/.75 NPT@6(MACH WHITE)	1.000 ea
37GS1025	37 MOLDED GASKET W/LIP, LEAD SEAL	1.000 ea
51XW2520A12	.25-20 X .75, TAPTITE II, HEX WSHR SLTD	2.000 ea
HA5027A01	HA4066A01 T-DRAIN X2 BAGGED	1.000 ea
11XW1032G06	10-32 X .38, TAPTITE II, HEX WSHR SLTD U	1.000 ea
37EP3101A94MW	FRONT TEFC L&M 206 BRG W/O GRSR (WHITE)	1.000 ea
HW5100A06	W2420-025 WVY WSHR (WB)	1.000 ea
37EP3401T08MW	FACE MT EP, ENCL, 213TC-215TC, W/WHITE E	1.000 ea
HW4032A01	BLACK DRAIN PLUG FOR WASH DOWN MOTORS	3.000 ea
HW4032A01	BLACK DRAIN PLUG FOR WASH DOWN MOTORS	3.000 ea
10XN2520S36	1/4-20X 2 1/4 HEX HD SS	4.000 ea
XY3118S12	5/16-18 HEX NUT, STAINLESS STEEL	4.000 ea
07FH4011	WASHDOWN IEC FH W/PRIMED	1.000 ea
11XW1032S06	SCREW, HXWSHR HD SLDTYF 410 SS	3.000 ea
HW4600B53	SEAL 1.688 X 2.275 X 0.312 SINGLE LIP DB	1.000 ea
HW4600B74	V-RING SLINGER 1.125 X 1.445 X .24 VITON	1.000 ea
HW4600B67	V-RING SLINGER 1.770 X 2.170 X .28 VITON	1.000 ea
37CB4512	CONDUIT BOX LID FOR WASHDOWN 37 FRAME	1.000 ea
37GS1008A02	37 GS FOR CB LID - WHITE NEOPRENE	1.000 ea
59XN0832S07	8/32 X 7/16 HX WS HD SER X	4.000 ea
HW2502D13	SS KEY, 3/16 SQ X 1.375	1.000 ea
HA7000A01	KEY RETAINER 7/8" DIA SHAFT	1.000 ea
MJ5001A27	32220KN GRAY SEALER *MIN BUY 4 QTS=1GAL	0.001 qt
85XU0407S04	4X1/4 U DRIVE PIN STAINLESS	2.000 ea
LB1164	LABEL,WARNING AND DRAIN	1.000 ea
MJ1000A02	GREASE, POLYREX EM EXXON	0.050 lb
37FN3002A01SP	EXFN, PLASTIC, 9.00 OD, 1.155 ID	1.000 ea
51XB1214A20	12-14X1.25 HXWSSLD SERTYB	1.000 ea

MG1025Z02	ACTIVATOR WILKOFAST 060.02HF	0.010 ga
MG1025W01	WILKOFAST, 781.01, SIGNAL WHITE #9003	0.028 ga
HA3104S17	THRUBOLT 13.250LG SS	4.000 ea
LC0005	CONN.DIA.,TY M,9-LD,DUAL VOLT,REVERSING	1.000 ea
MN416A01	TAG-INSTAL-MAINT no wire (2500 bx)11/25	1.000 ea
LB1624	COMBINED WARNING LABEL, ISO/ANSI PICTOGR	1.000 ea
NP1669L	SS WD SUPER-E UL PREM REV MTG	1.000 ea
37PA1074	PALLET PACK GRP, PRINT BOX PK1026A06	1.000 ea

AC Induction Motor Performance Data
Record # 48426
Typical performance - not guaranteed values

Winding: 37WGR697-R001	**Type:** 3736M	**Enclosure:** TEFC

Nameplate Data				**460 V, 60 Hz: High Voltage Connection**	
Rated Output (HP)			10	**Full Load Torque**	15.1 LB-FT
Volts			230/460	**Start Configuration**	direct on line
Full Load Amps			21.6/10.8	**Breakdown Torque**	58.2 LB-FT
R.P.M.			3450	**Pull-up Torque**	24.1 LB-FT
Hz	60	**Phase**	3	**Locked-rotor Torque**	33.7 LB-FT
NEMA Design Code	B	**KVA Code**	H	**Starting Current**	81.7 A
Service Factor (S.F.)			1.15	**No-load Current**	2.59 A
NEMA Nom. Eff.	90.2	**Power Factor**	96	**Line-line Res. @ 25ºC**	1.03 Ω
Rating - Duty			40C AMB-CONT	**Temp. Rise @ Rated Load**	59°C
S.F. Amps				**Temp. Rise @ S.F. Load**	74°C
				Locked-rotor Power Factor	32.3
				Rotor inertia	0.329 lb-ft²

Load Characteristics 460 V, 60 Hz, 10 HP

% of Rated Load	**25**	**50**	**75**	**100**	**125**	**150**	**S.F.**
Power Factor	74	91	94	96	96	94	96
Efficiency	87	91	91.3	90.6	89.9	88.3	90.2
Speed	3569	3542	3512	3480	3447	3408	3460
Line amperes	3.73	5.77	8.25	10.8	13.5	16.8	12.4

ABB Motors and Mechanical Inc.

WINDING # 37WGR697

10 HP 3 PH 60 HZ 3450 RPM 460 V 3736M

Typical performance - not guaranteed values.

TORQUES(LB-FT): PO=58.2 PU=24.1 LR=33.7 LRA=81.7

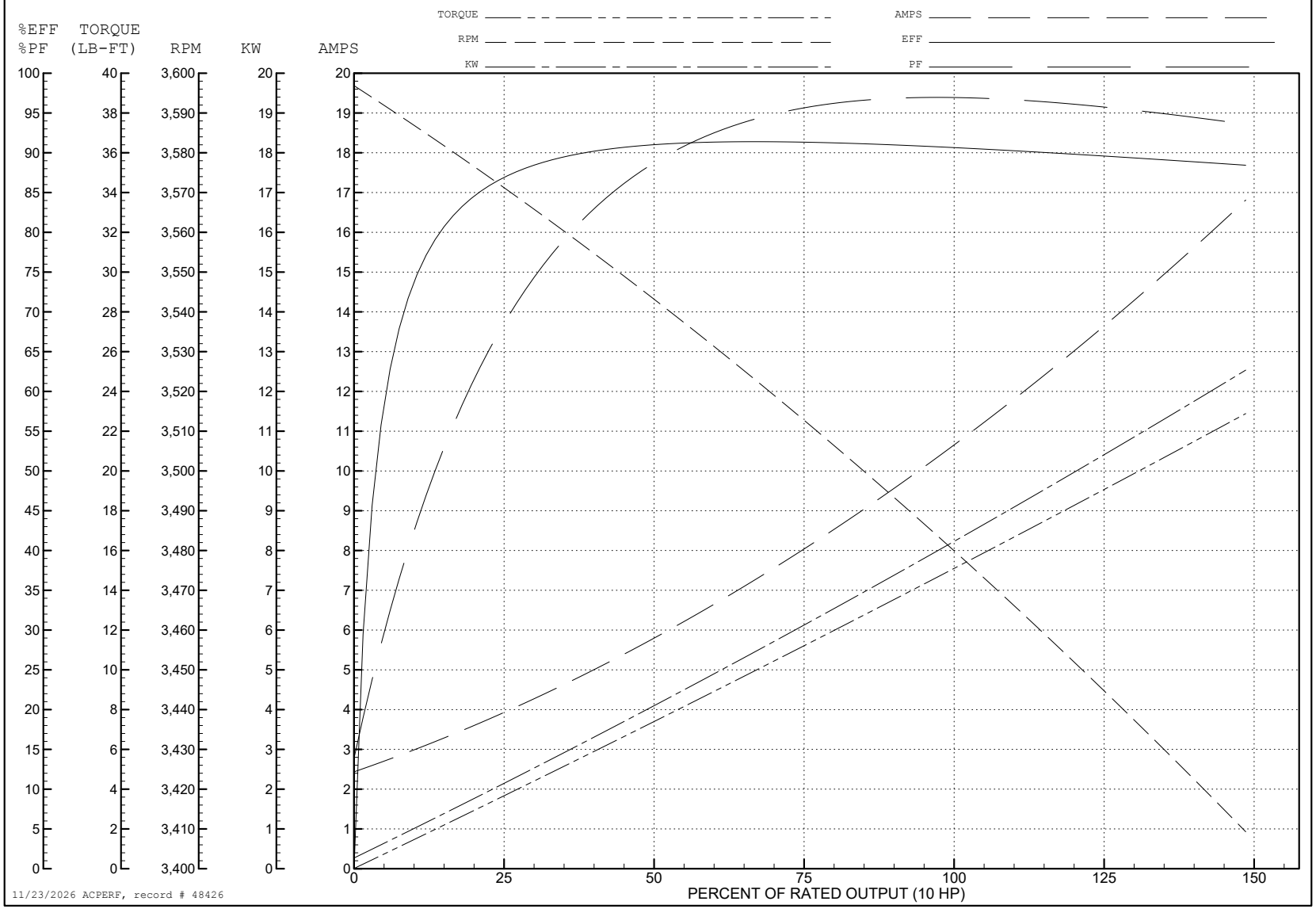

11/23/2026 ACPERF, record # 48426

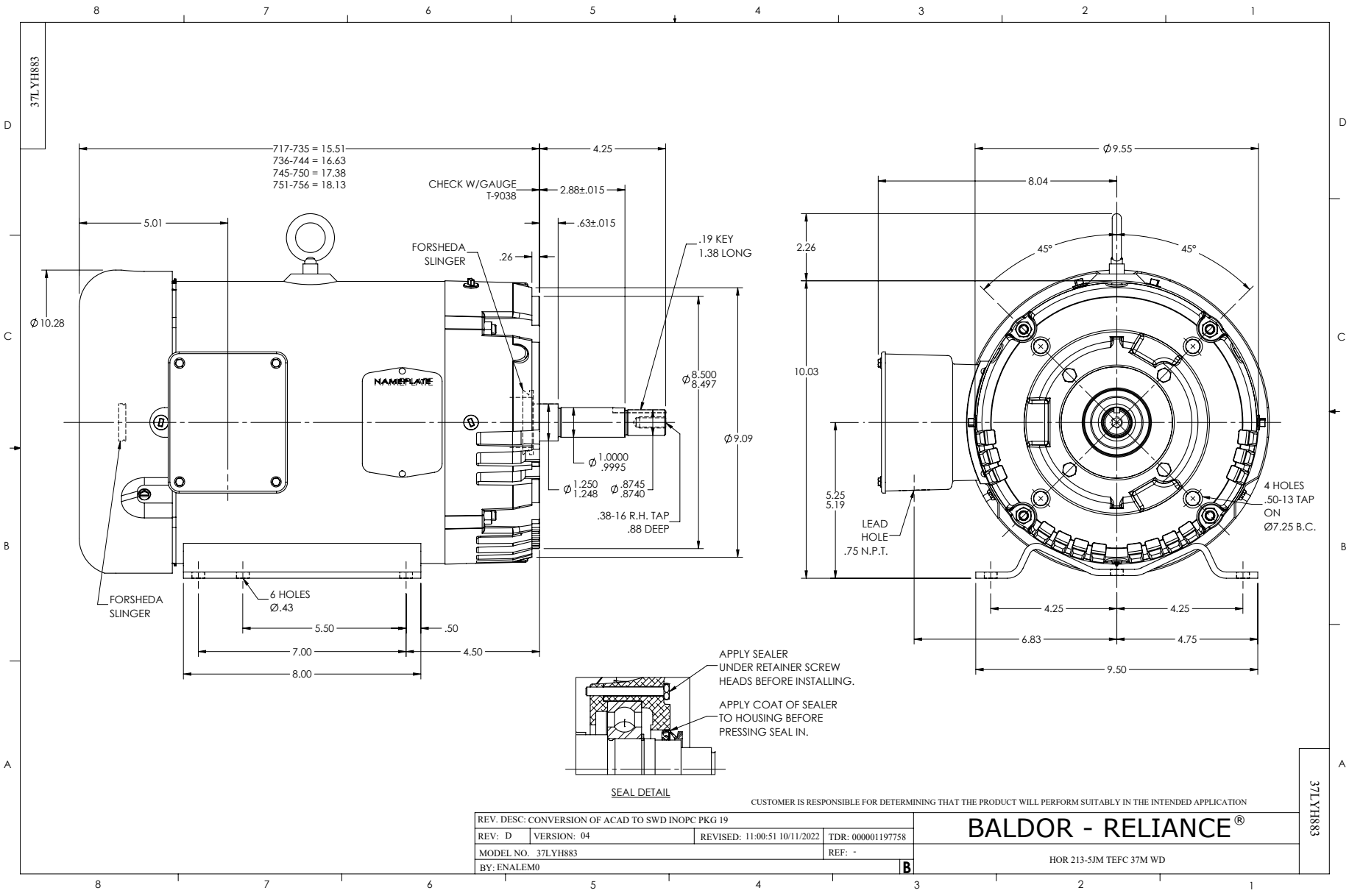
37LYH883
717-735 = 15.51
736-744 = 16.63
745-750 = 17.38
751-756 = 18.13
4.25
CHECK W/GAUGE T-9038
2.88±.015
.63±.015
5.01
FORSHEDA SLINGER
.26
.19 KEY 1.38 LONG
Ø10.28
NAMEPLATE
Ø8.500 8.497
Ø9.09
Ø1.0000 .9995
Ø1.250 1.248
Ø.8745 .8740
.38-16 R.H. TAP .88 DEEP
FORSHEDA SLINGER
6 HOLES Ø.43
5.50
.50
7.00
4.50
8.00
Ø9.55
8.04
2.26
45°
45°
10.03
5.25 5.19
LEAD HOLE .75 N.P.T.
4 HOLES .50-13 TAP ON Ø7.25 B.C.
4.25
4.25
6.83
4.75
9.50
APPLY SEALER UNDER RETAINER SCREW HEADS BEFORE INSTALLING.
APPLY COAT OF SEALER TO HOUSING BEFORE PRESSING SEAL IN.
SEAL DETAIL
CUSTOMER IS RESPONSIBLE FOR DETERMINING THAT THE PRODUCT WILL PERFORM SUITABLY IN THE INTENDED APPLICATION
REV. DESC: CONVERSION OF ACAD TO SWD INOPC PKG 19
REV: D
VERSION: 04
REVISED: 11:00:51 10/11/2022
TDR: 000001197758
MODEL NO. 37LYH883
REF: -
BY: ENALEM0
B
BALDOR - RELIANCE®
HOR 213-5JM TEFC 37M WD
37LYH883

CD0005

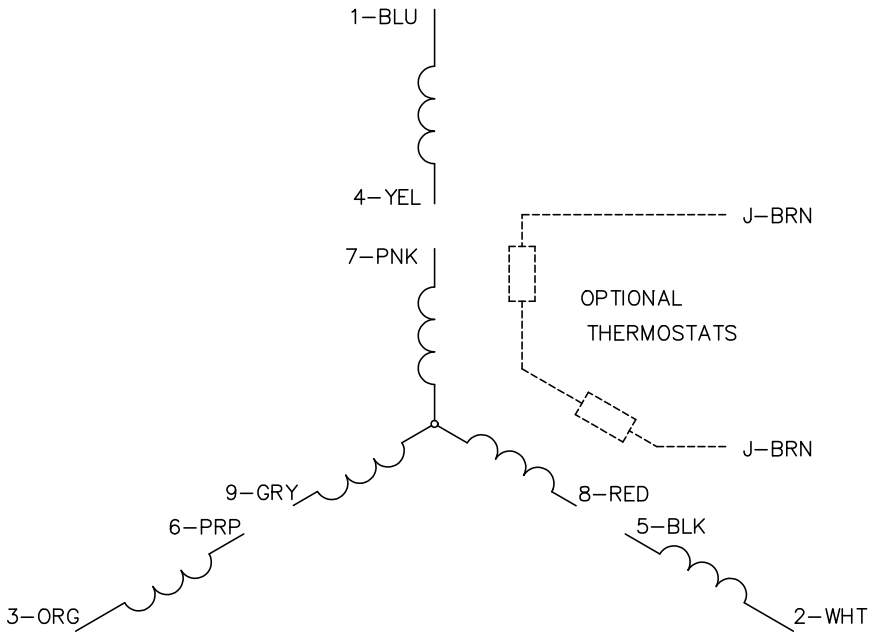

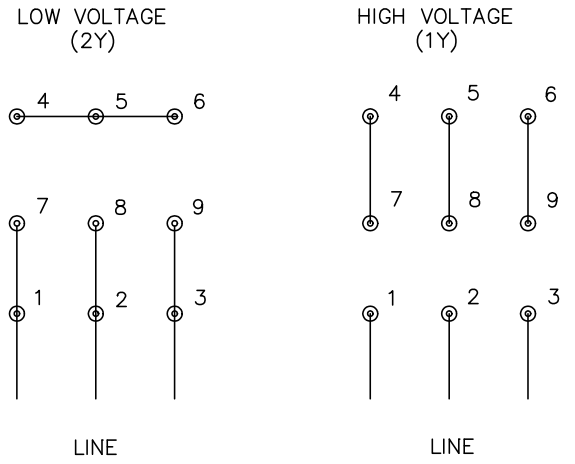

NOTES:

1. INTERCHANGE ANY TWO LINE LEADS TO REVERSE ROTATION.
2. OPTIONAL THERMOSTATS ARE PROVIDED WHEN SPECIFIED.
3. ACTUAL NUMBER OF INTERNAL PARALLEL CIRCUITS MAY BE A MULTIPLE OF THOSE SHOWN ABOVE.
4. LEAD COLORS ARE OPTIONAL. LEADS MUST ALWAYS BE NUMBERED AS SHOWN.

CD0005

REV. DESC: REVISE TO SHOW OPTIONAL COLORS			BALDOR ELECTRIC Co.
REV. LTR: E	BY: JLP	REVISED: 01/19/99 10:15	TDR: 0171435
CD0005		FILE: AAA00005140	MDL: –
		MTL: –	3PH, DV, 9 LEADS